


We're building the future, right under your feet.

PURPLE LINE EXTENSION PROJECT
Wilshire/Fairfax Decking

WINTER 2016



Wilshire/Fairfax Decking: What You Need to Know

WHAT IS DECKING?

The Purple Line Extension Transit Project has been engaged in construction activities along Wilshire Bl and Fairfax Av since May 2014. Work began with advanced utility relocation (AUR), followed by major subway construction in late 2016 with pile installation. The underground piles will provide structural support for the excavation of the subway station box at Wilshire/Fairfax. The next step following piling is decking. **Decking** is a construction process that entails excavating the street and sidewalks, and replacing them with temporary concrete deck panels on top. This will allow traffic to continue to flow, while maintaining access to sidewalks and driveways as construction continues underground.

In the Wilshire/Fairfax area, decking will occur on Wilshire Bl stretching from Odgen Dr, thru the Fairfax Av intersection, to San Diego Way. This work – excavating Wilshire Bl and placing steel beams and deck panels across the street – will occur over 18 weekends starting in February 2017. Sidewalk access will be maintained; however, some infrequent closures may occur depending on the nature of the work.

WORK IS SCHEDULED IN THREE PHASES

Phase 1: Wilshire Bl, Spaulding Av to Fairfax Av

Phase 2: Wilshire Bl/Fairfax Av Intersection

Phase 3: Wilshire Bl, Fairfax Av to Crescent Heights

TYPICAL WEEKEND SCHEDULE

FEBRUARY 2017 – SPRING 2017

Fridays

10am

- > Wilshire Bl (Phase 1 and Phase 3) reduced to one lane in each direction
- > Fairfax Av (Phase 2) reduced to one lane in each direction

Fridays

8pm

- > Full Closure of Wilshire Bl (Phase 1 and Phase 3)
- > Wilshire Bl/Fairfax Av Intersection (Phase 2)

Mondays

6am

- > Streets open

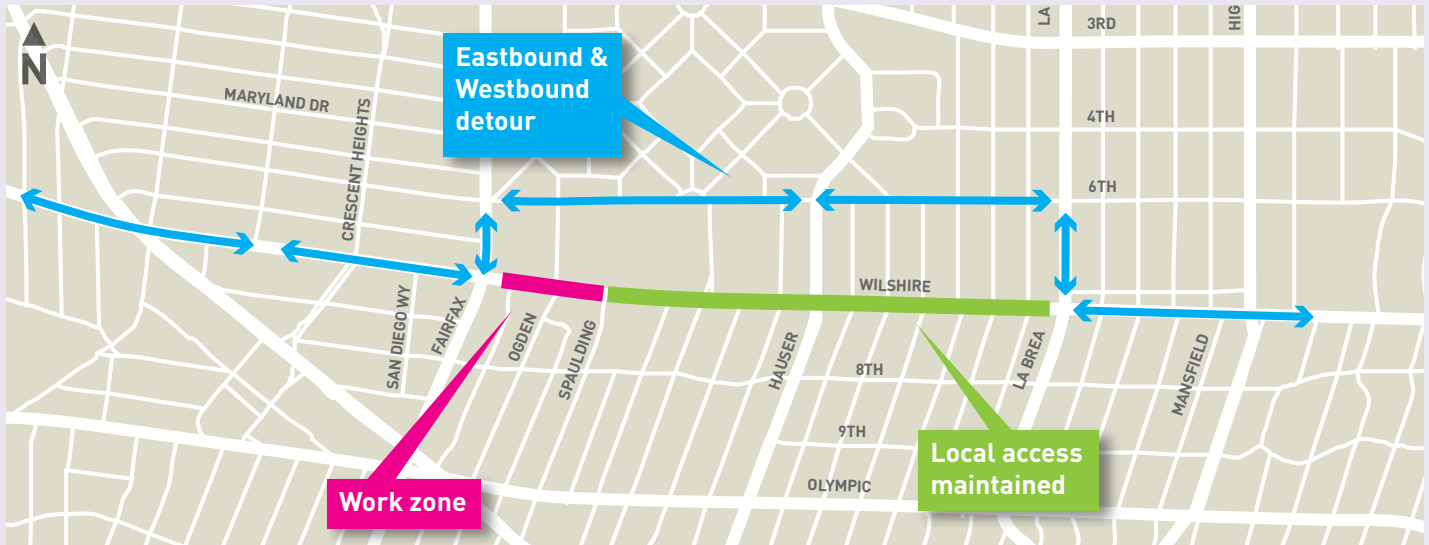
NOTE

- > Thru the weekend work will occur 24/7
- > Decking will require approximately 18 weekend closures
- > Wilshire/Fairfax Station stats:
 - > 800 ft long
 - > 70 ft wide
 - > 60 ft deep



Local Access Routes

PHASE 1: WILSHIRE BL, SPAULDING AV TO FAIRFAX AV (WESTBOUND/EASTBOUND)



ESSENTIALS

- > In the work zone, Wilshire Bl reduced to one lane in each direction from Spaulding Av to Fairfax Av on Fridays from 10am – 8pm
- > In the work zone, full closure of Wilshire Bl, from Spaulding Av to Fairfax Av, starting at 8pm on Fridays until Mondays at 6am

DETOURS

- > **Westbound Wilshire:** Northbound La Brea Av to Westbound 6th St to Southbound Fairfax Av to Westbound Wilshire Bl
- > **Eastbound Wilshire:** Northbound Fairfax Av to Eastbound 6th St to Southbound La Brea Av to Eastbound Wilshire Bl

ADDITIONAL LANE REDUCTIONS STARTING AT 8PM LEADING TO FULL CLOSURE

- > **Westbound Wilshire:** Wilshire Bl reduced at Mansfield Av
- > **Eastbound Wilshire:** Wilshire Bl will remain two lanes up to Fairfax Av

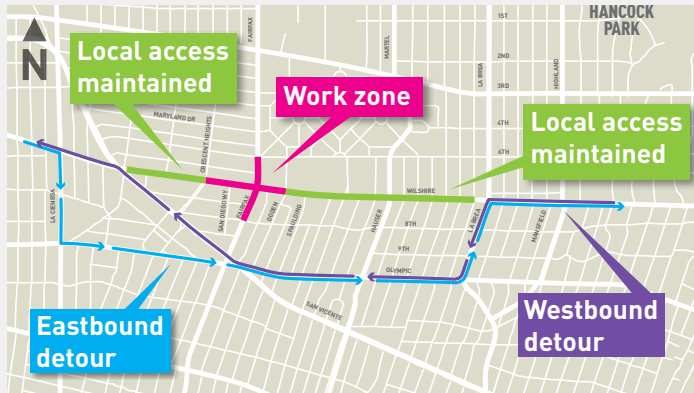
NOTE

Local access on Wilshire Bl for business and residents will be maintained. The farthest that thru traffic can travel before needing to turn is:

- > **Westbound Wilshire:** Wilshire Bl at Spaulding Av
- > **Eastbound Wilshire:** Wilshire Bl at Fairfax Av

* Street signage will be provided

PHASE 2: WILSHIRE BL/FAIRFAX AV INTERSECTION (WESTBOUND/EASTBOUND)



ESSENTIALS

- > In the work zone, lane reductions on Wilshire Bl and Fairfax Av will start on Fridays from 10am - 8pm
- > In the work zone, full closure of Wilshire Bl and Fairfax Av starting at 8pm on Fridays until Mondays at 6am

DETOURS

- > **Westbound Wilshire:** Westbound Wilshire Bl to Southbound La Brea Av to Westbound Olympic Bl to Northbound San Vicente Bl to Westbound Wilshire Bl
- > **Eastbound Wilshire:** Eastbound Wilshire Bl to Southbound La Cienega Bl to Eastbound Olympic Bl to Northbound La Brea Av to Eastbound Wilshire Bl

ADDITIONAL LANE REDUCTIONS STARTING AT 8PM LEADING TO FULL CLOSURE

- > **Westbound Wilshire:** Wilshire Bl reduced at Mansfield Av
- > **Eastbound Wilshire:** Wilshire Bl reduced beginning west of La Cienega Bl

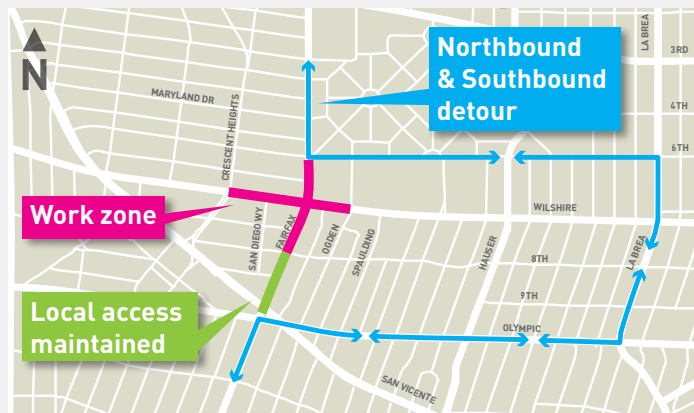
NOTE

Local access on Wilshire Bl for businesses and residents will be maintained. The farthest thru traffic can travel before needing to turn is:

- > **Westbound Wilshire:** Wilshire Bl at Spaulding Av
- > **Eastbound Wilshire:** Wilshire Bl at Crescent Heights Bl

* Street signage will be provided

PHASE 2B: WILSHIRE BL/FAIRFAX AV INTERSECTION (SOUTHBOUND/NORTHBOUND)



ESSENTIALS

- > In the work zone, lane reductions on Wilshire Bl and Fairfax Av will start on Fridays from 10am – 8pm
- > In the work zone, full closure of Wilshire Bl and Fairfax Av starting at 8pm on Fridays until Mondays at 6am

DETOURS

- > **Southbound Fairfax:** Southbound Fairfax Av to Eastbound 6th St to Southbound La Brea Av to Westbound Olympic Bl to Southbound Fairfax Av
- > **Northbound Fairfax:** Northbound Fairfax Av to Eastbound Olympic Bl to Northbound La Brea Av to Westbound 6th St to Northbound Fairfax Av

ADDITIONAL LANE REDUCTIONS STARTING AT 8PM LEADING TO FULL CLOSURE

- > **Southbound Fairfax:** Fairfax Av reduced at Maryland Dr
- > **Northbound Fairfax:** Fairfax Av reduced beginning south of Olympic Bl

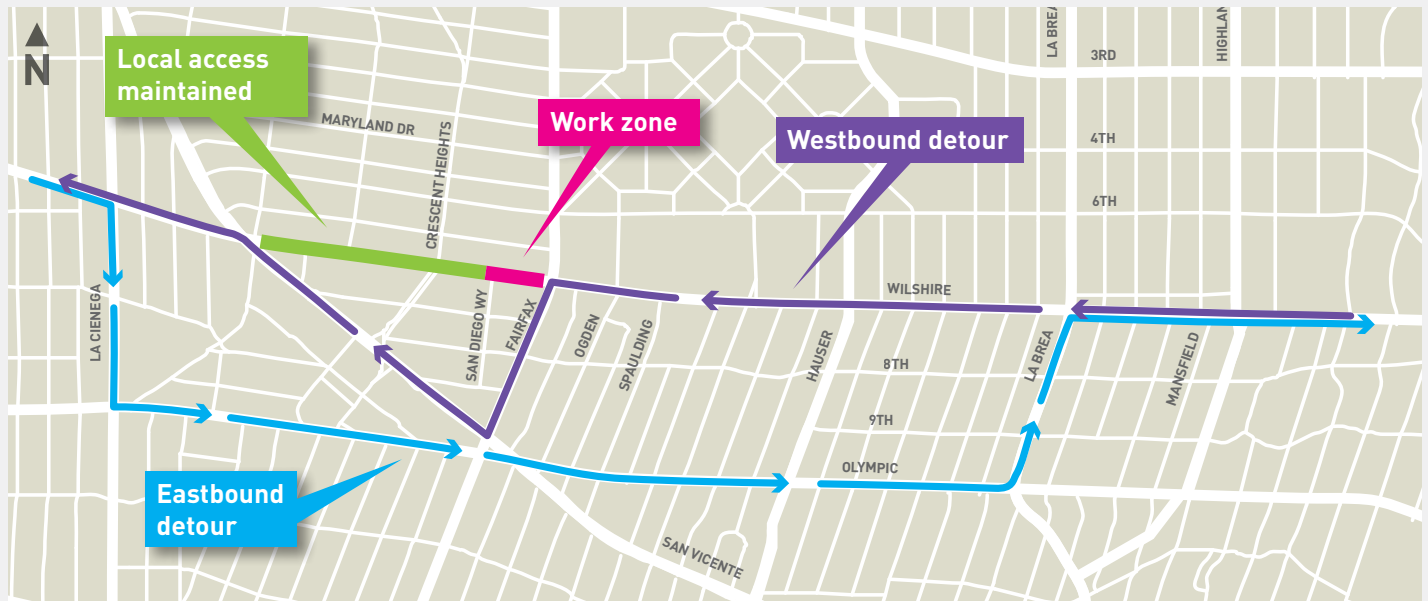
NOTE

Local access on Fairfax Av for businesses and residents will be maintained. The farthest that thru traffic can travel before needing to turn is:

- > **Southbound Fairfax:** Intersection of Fairfax Av and 6th St
- > **Northbound Fairfax:** Intersection of Fairfax Av and 8th St

* Street signage will be provided

PHASE 3: WILSHIRE BL, FAIRFAX AV TO CRESCENT HEIGHTS BL (WESTBOUND/EASTBOUND)



ESSENTIALS

- > In the work zone, Wilshire Bl reduced to one lane in each direction from Fairfax Av to Crescent Heights Bl on Fridays from 10am – 8pm
- > In the work zone, full closure of Wilshire Bl, from Fairfax Av to Crescent Heights Bl start at 8pm on Fridays until Mondays at 6am

DETOURS

- > **Westbound Wilshire:** Westbound Wilshire Bl to Southbound Fairfax Av to Westbound San Vicente Bl to Westbound Wilshire Bl
- > **Eastbound Wilshire:** Eastbound Wilshire Bl to Southbound La Cienega Bl to Eastbound Olympic Bl to Northbound La Brea Av to Eastbound Wilshire Bl

ADDITIONAL LANE REDUCTIONS STARTING AT 8PM LEADING TO FULL CLOSURE

- > **Westbound Wilshire:** Wilshire Bl will be reduced to one lane at Ogden Dr
- > **Eastbound Wilshire:** Wilshire Bl reduced beginning west of La Cienega Bl

NOTE




Local access to Wilshire Bl for businesses and residents will be maintained. The farthest that thru traffic can travel before needing to turn is:

- > **Westbound Wilshire:** Wilshire Bl at Fairfax Av
- > **Eastbound Wilshire:** Wilshire Bl at Crescent Heights Bl

* Street signage will be provided



How to Stay Involved and Give Input

-  213.922.6934
-  purplelineext@metro.net
-  metro.net/purplelineext
-  twitter.com/purplelineext
-  facebook.com/purplelineext

Construction is a dynamic process and information is subject to change without notice. Detour routes are subject to change at the discretion of the Department of Transportation.

CLOSURES AND DETOURS UPDATES

For closures and detour updates, please visit metro.net/purplelineext. Metro bus stops may be relocated. For information changes to Metro service, please call 323.GO.METRO or visit metro.net/advisories.

