



**South Gate city, California**

**Population and Housing Narrative Profile: 2007-2009**

Data Set: 2007-2009 American Community Survey 3-Year Estimates

Survey: American Community Survey

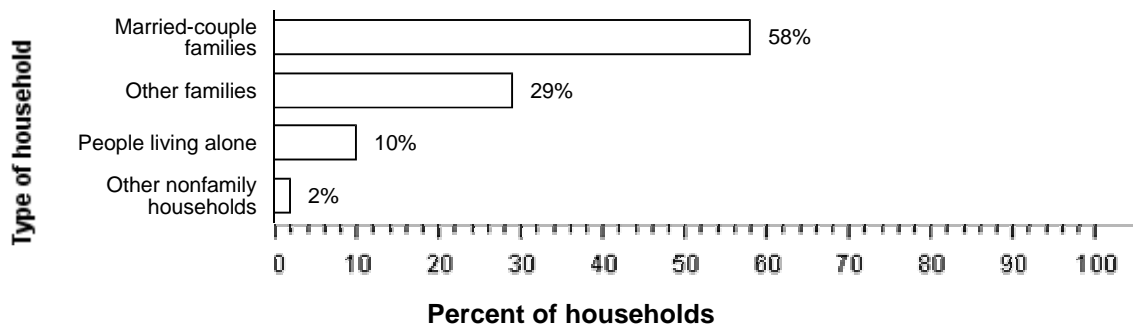
NOTE. Although the American Community Survey (ACS) produces population, demographic and housing unit estimates, it is the Census Bureau's Population Estimates Program that produces and disseminates the official estimates of the population for the nation, states, counties, cities and towns and estimates of housing units for states and counties.

For more information on confidentiality protection, sampling error, nonsampling error, and definitions, see [Survey Methodology](#).

**HOUSEHOLDS AND FAMILIES:** In 2007-2009 there were 24,000 households in South Gate city. The average household size was 4 people.

Families made up 87 percent of the households in South Gate city. This figure includes both married-couple families (58 percent) and other families (29 percent). Nonfamily households made up 13 percent of all households in South Gate city. Most of the nonfamily households were people living alone, but some were composed of people living in households in which no one was related to the householder.

**The Types of Households in South Gate city, California in 2007-2009**




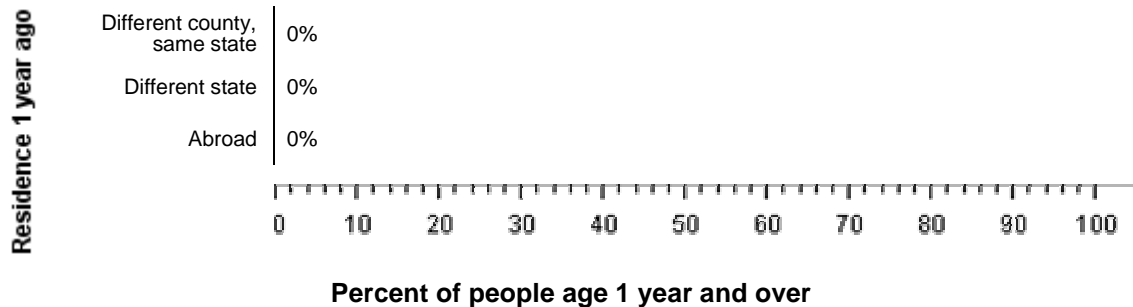
Source: American Community Survey, 2007-2009

**NATIVITY AND LANGUAGE:** Data for this section cannot be displayed because the number of sample cases is too small. Displaying the data would risk disclosing information for individuals.

**GEOGRAPHIC MOBILITY:** In 2007-2009, 92 percent of the people at least one year old living in South Gate city were living in the same residence one year earlier; 7 percent had moved during the past year from another residence in the same county, less than 0.5 percent from another county in the same state, less than 0.5 percent from another state, and less than 0.5 percent from abroad.

**Geographic Mobility of Residents of South Gate city, California in 2007-2009**



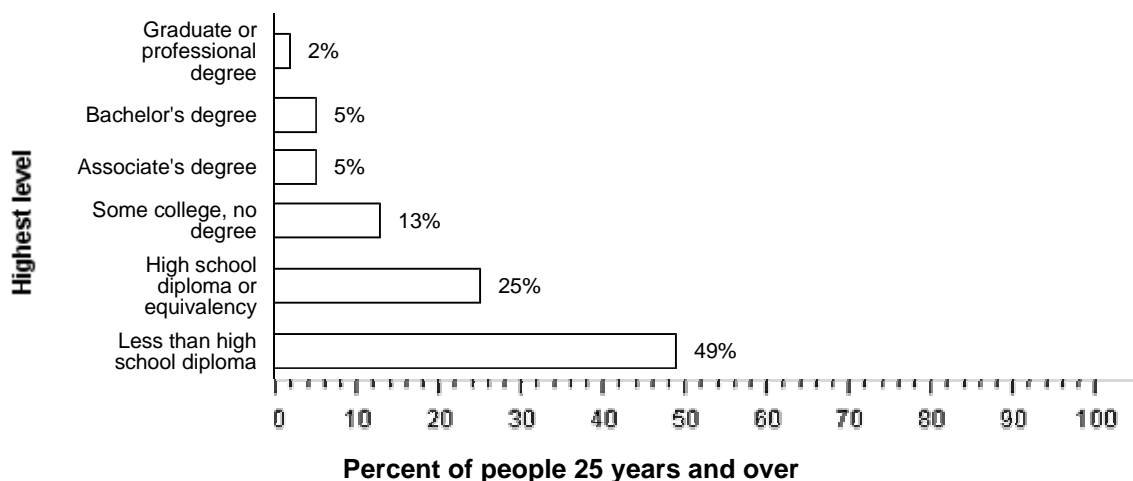


Source: American Community Survey, 2007-2009

**EDUCATION:** In 2007-2009, 51 percent of people 25 years and over had at least graduated from high school and 7 percent had a bachelor's degree or higher. Forty-nine percent were dropouts; they were not enrolled in school and had not graduated from high school.

The total school enrollment in South Gate city was 31,000 in 2007-2009. Nursery school and kindergarten enrollment was 3,500 and elementary or high school enrollment was 20,000 children. College or graduate school enrollment was 6,600.

**The Educational Attainment of People in South Gate city, California in 2007-2009**

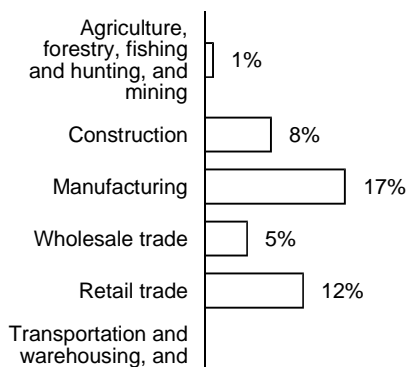


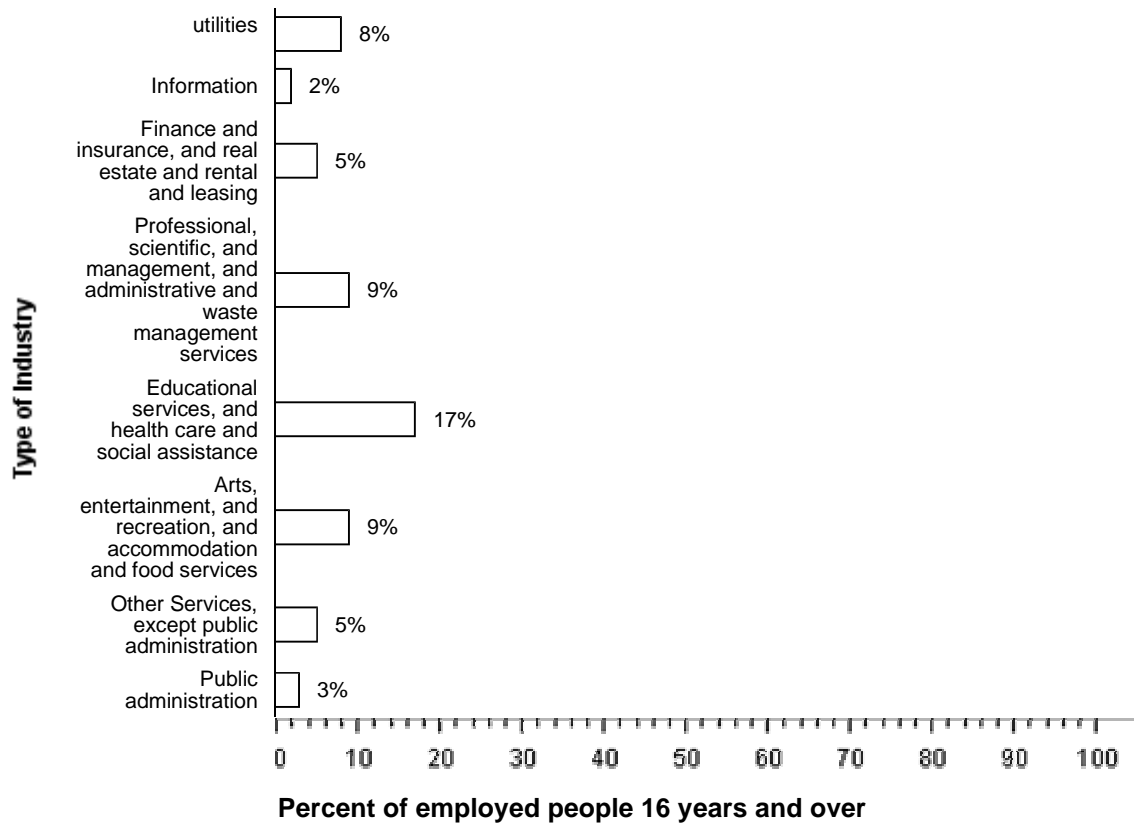
Source: American Community Survey, 2007-2009

**DISABILITY:** In South Gate city, among people at least five years old in 2007-2009, percent reported a disability. The likelihood of having a disability varied by age - from percent of people 5 to 15 years old, to percent of people 16 to 64 years old, and to percent of those 65 and older.

**INDUSTRIES:** In 2007-2009, for the employed population 16 years and older, the leading industries in South Gate city were Manufacturing, 17 percent, and Educational services, and health care, and social assistance, 17 percent.

**Employment by Industry in South Gate city, California in 2007-2009**





Source: American Community Survey, 2007-2009


**OCCUPATIONS AND TYPE OF EMPLOYER:** Among the most common occupations were: Sales and office occupations, 30 percent; Production, transportation, and material moving occupations, 24 percent; Service occupations, 21 percent; Management, professional, and related occupations, 15 percent; and Construction, extraction, maintenance, and repair occupations, 11 percent. Eighty-six percent of the people employed were Private wage and salary workers; 10 percent was Federal, state, or local government workers; and 4 percent was Self-employed in own not incorporated business workers.

**TRAVEL TO WORK:** Seventy-four percent of South Gate city workers drove to work alone in 2007-2009, 13 percent carpooled, 8 percent took public transportation, and 3 percent used other means. The remaining 2 percent worked at home. Among those who commuted to work, it took them on average 29.7 minutes to get to work.

**INCOME:** The median income of households in South Gate city was \$41,193. Eighty-seven percent of the households received earnings and 7 percent received retirement income other than Social Security. Seventeen percent of the households received Social Security. The average income from Social Security was \$12,374. These income sources are not mutually exclusive; that is, some households received income from more than one source.

**POVERTY AND PARTICIPATION IN GOVERNMENT PROGRAMS:** In 2007-2009, 19 percent of people were in poverty. Twenty-nine percent of related children under 18 were below the poverty level, compared with 15 percent of people 65 years old and over. Eighteen percent of all families and 31 percent of families with a female householder and no husband present had incomes below the poverty level.

**Poverty Rates in South Gate city, California in 2007-2009**

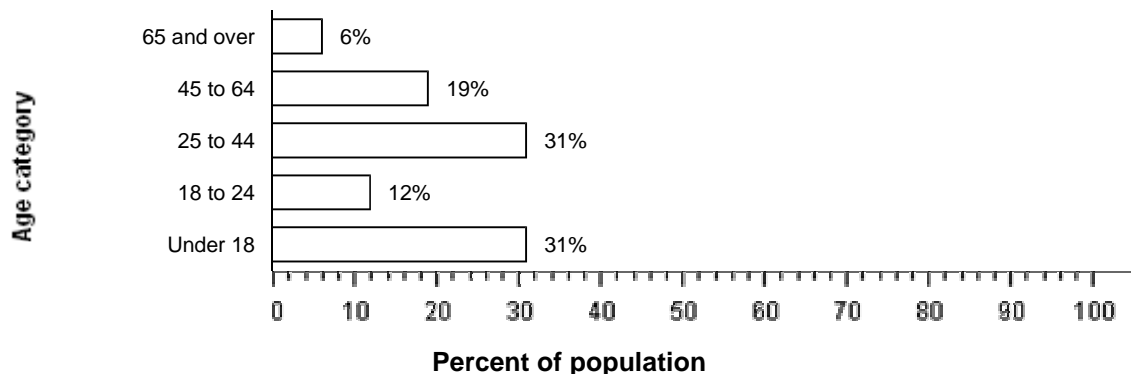




Source: American Community Survey, 2007-2009

**POPULATION OF South Gate city:** In 2007-2009, South Gate city had a total population of 96,000 - 49,000 (51 percent) females and 47,000 (49 percent) males. The median age was 28.8 years. Thirty-one percent of the population was under 18 years and 6 percent was 65 years and older.

**The Age Distribution of People in South Gate city, California in 2007-2009**

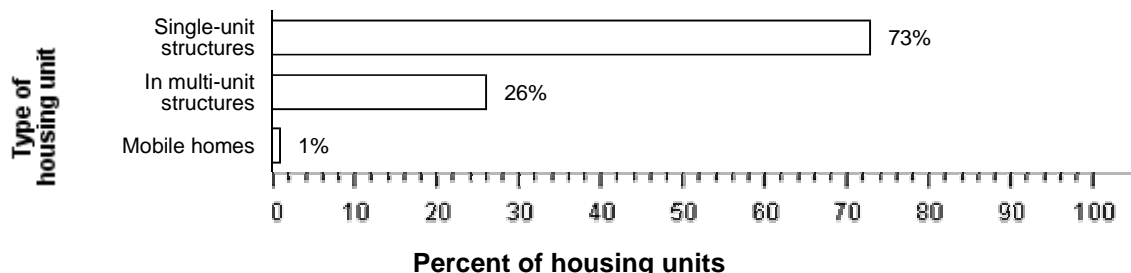


Source: American Community Survey, 2007-2009

For people reporting one race alone, 55 percent was White; less than 0.5 percent was Black or African American; 1 percent was American Indian and Alaska Native; 1 percent was Asian; less than 0.5 percent was Native Hawaiian and Other Pacific Islander, and 42 percent was Some other race. Two percent reported Two or more races. Ninety-five percent of the people in South Gate city was Hispanic. Four percent of the people in South Gate city was White non-Hispanic. People of Hispanic origin may be of any race.

**HOUSING CHARACTERISTICS:** In 2007-2009, South Gate city had a total of 25,000 housing units, 3 percent of which were vacant. Of the total housing units, 73 percent was in single-unit structures, 26 percent was in multi-unit structures, and 1 percent was mobile homes. Six percent of the housing units were built since 1990.

**The Types of Housing Units in South Gate city, California in 2007-2009**

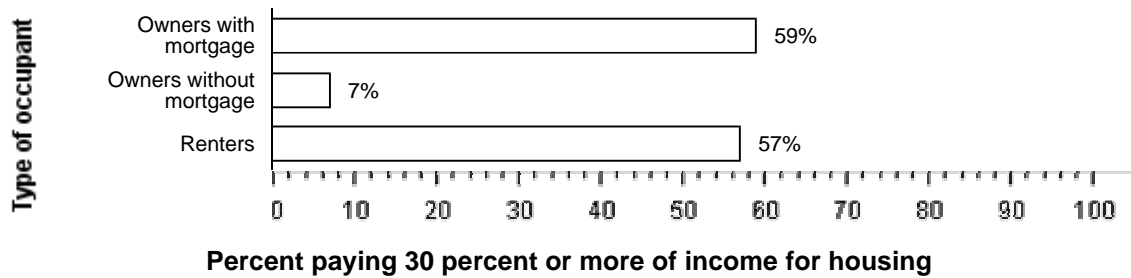


Source: American Community Survey, 2007-2009

**OCCUPIED HOUSING UNIT CHARACTERISTICS:** In 2007-2009, South Gate city had 24,000 occupied housing units - 9,900 (42 percent) owner occupied and 14,000 (58 percent) renter occupied. Three percent of the households did not have telephone service and 10 percent of the households did not have access to a car, truck, or van for private use. Multi Vehicle households were not rare. Thirty-three percent had two vehicles and another 25 percent had three or more.

**HOUSING COSTS:** The median monthly housing costs for mortgaged owners was \$1,776, nonmortgaged owners \$315, and renters \$945. Fifty-nine percent of owners with mortgages, 7 percent of owners without mortgages, and 57 percent of renters in South Gate city spent 30 percent or more of household income on housing.

**Occupants with a Housing Cost Burden in South Gate city, California in 2007-2009**



Source: American Community Survey, 2007-2009

Source: U.S. Census Bureau, 2007-2009 American Community Survey

The U.S. Census Bureau's Population Estimates Program produces the [official population estimates for the nation, states, counties and places](#), and the [official estimates of housing units for states and counties](#). The population and housing characteristics included above are derived from the American Community Survey.

**Notes:**

- Detail may not add to totals due to rounding.
- Percentages are based on unrounded numbers.