



Long Beach city, California

Population and Housing Narrative Profile: 2007-2009

Data Set: 2007-2009 American Community Survey 3-Year Estimates

Survey: American Community Survey

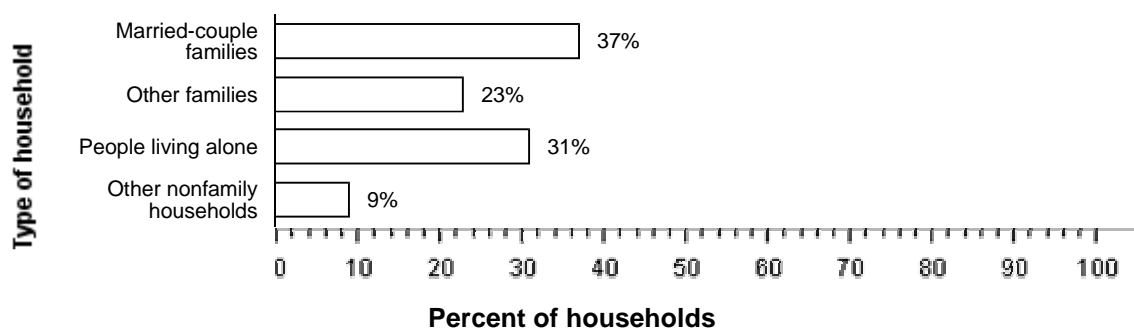
NOTE. Although the American Community Survey (ACS) produces population, demographic and housing unit estimates, it is the Census Bureau's Population Estimates Program that produces and disseminates the official estimates of the population for the nation, states, counties, cities and towns and estimates of housing units for states and counties.

For more information on confidentiality protection, sampling error, nonsampling error, and definitions, see [Survey Methodology](#).

HOUSEHOLDS AND FAMILIES: In 2007-2009 there were 159,000 households in Long Beach city. The average household size was 2.8 people.

Families made up 60 percent of the households in Long Beach city. This figure includes both married-couple families (37 percent) and other families (23 percent). Nonfamily households made up 40 percent of all households in Long Beach city. Most of the nonfamily households were people living alone, but some were composed of people living in households in which no one was related to the householder.

The Types of Households in Long Beach city, California in 2007-2009



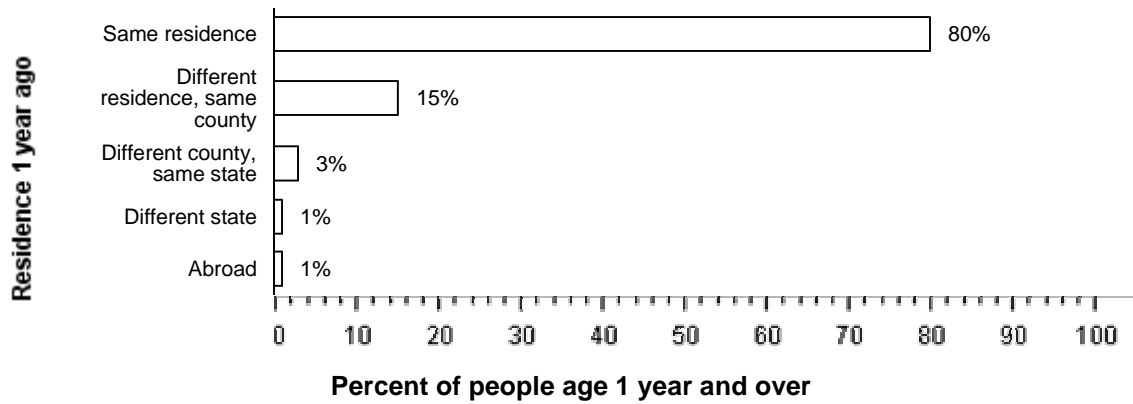
Source: American Community Survey, 2007-2009

NATIVITY AND LANGUAGE: Twenty-seven percent of the people living in Long Beach city in 2007-2009 were foreign born. Seventy-three percent was native, including 54 percent who were born in California.

Among people at least five years old living in Long Beach city in 2007-2009, 45 percent spoke a language other than English at home. Of those speaking a language other than English at home, 71 percent spoke Spanish and 29 percent spoke some other language; 48 percent reported that they did not speak English "very well."

GEOGRAPHIC MOBILITY: In 2007-2009, 80 percent of the people at least one year old living in Long Beach city were living in the same residence one year earlier; 15 percent had moved during the past year from another residence in the same county, 3 percent from another county in the same state, 1 percent from another state, and 1 percent from abroad.

Geographic Mobility of Residents of Long Beach city, California in 2007-2009

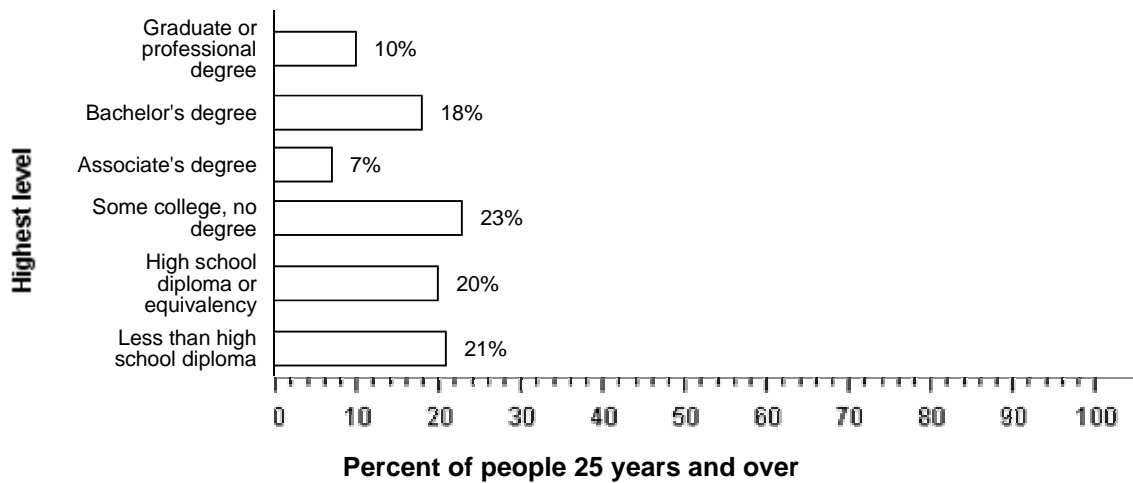


Source: American Community Survey, 2007-2009

EDUCATION: In 2007-2009, 79 percent of people 25 years and over had at least graduated from high school and 28 percent had a bachelor's degree or higher. Twenty-one percent were dropouts; they were not enrolled in school and had not graduated from high school.

The total school enrollment in Long Beach city was 144,000 in 2007-2009. Nursery school and kindergarten enrollment was 15,000 and elementary or high school enrollment was 83,000 children. College or graduate school enrollment was 46,000.

The Educational Attainment of People in Long Beach city, California in 2007-2009

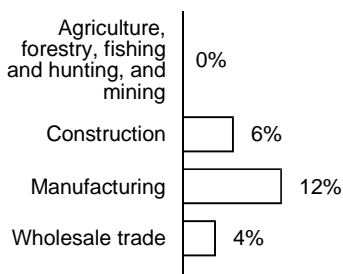


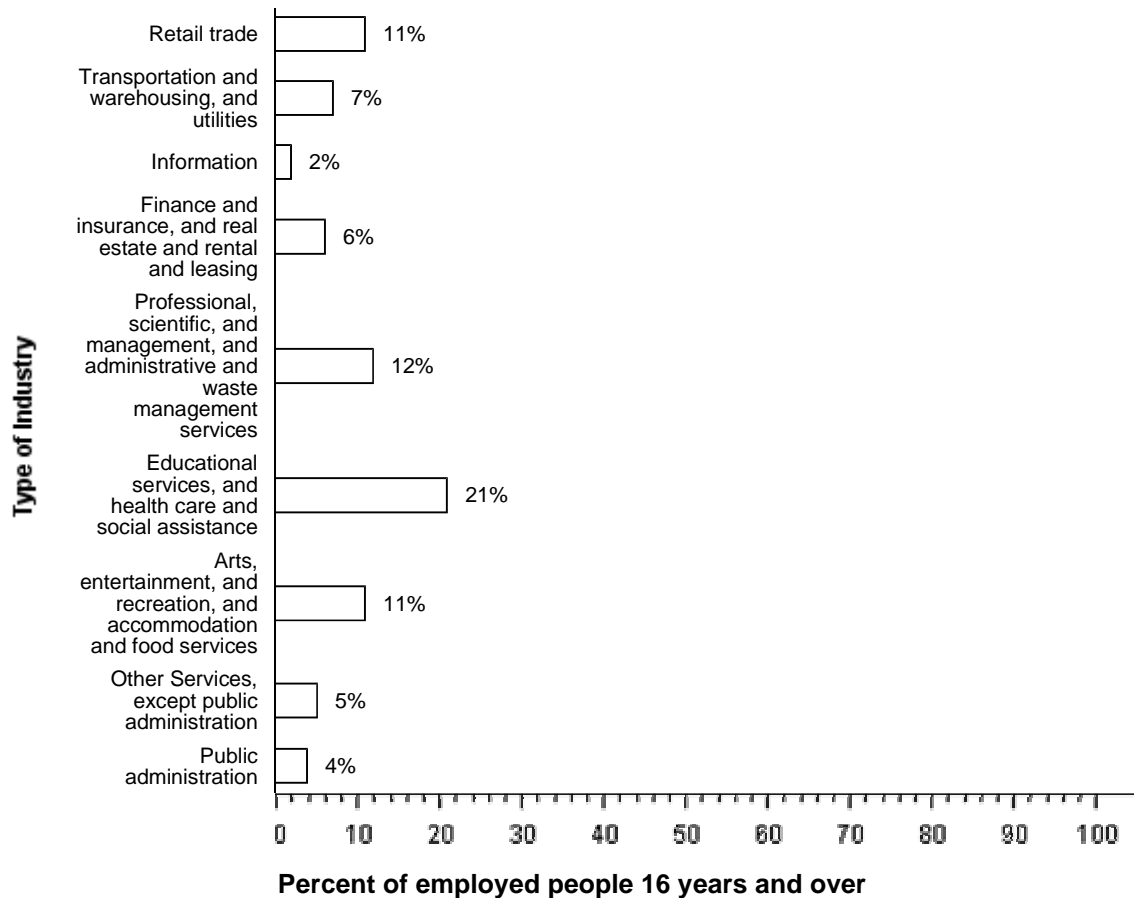
Source: American Community Survey, 2007-2009

DISABILITY: In Long Beach city, among people at least five years old in 2007-2009, percent reported a disability. The likelihood of having a disability varied by age - from percent of people 5 to 15 years old, to percent of people 16 to 64 years old, and to percent of those 65 and older.

INDUSTRIES: In 2007-2009, for the employed population 16 years and older, the leading industries in Long Beach city were Educational services, and health care, and social assistance, 21 percent, and Manufacturing, 12 percent.

Employment by Industry in Long Beach city, California in 2007-2009





Source: American Community Survey, 2007-2009

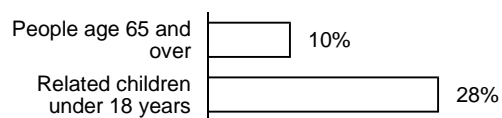
OCCUPATIONS AND TYPE OF EMPLOYER: Among the most common occupations were: Management, professional, and related occupations, 33 percent; Sales and office occupations, 26 percent; Service occupations, 19 percent; Production, transportation, and material moving occupations, 13 percent; and Construction, extraction, maintenance, and repair occupations, 8 percent. Seventy-nine percent of the people employed were Private wage and salary workers; 15 percent was Federal, state, or local government workers; and 6 percent was Self-employed in own not incorporated business workers.

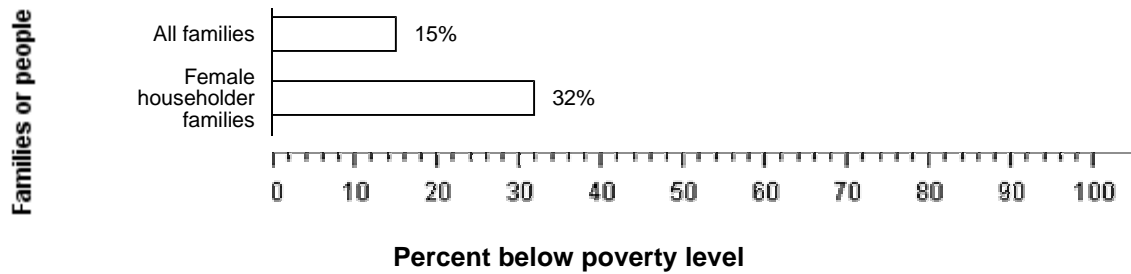
TRAVEL TO WORK: Seventy-one percent of Long Beach city workers drove to work alone in 2007-2009, 12 percent carpooled, 8 percent took public transportation, and 5 percent used other means. The remaining 4 percent worked at home. Among those who commuted to work, it took them on average 28 minutes to get to work.

INCOME: The median income of households in Long Beach city was \$51,046. Eighty-five percent of the households received earnings and 11 percent received retirement income other than Social Security. Nineteen percent of the households received Social Security. The average income from Social Security was \$13,361. These income sources are not mutually exclusive; that is, some households received income from more than one source.

POVERTY AND PARTICIPATION IN GOVERNMENT PROGRAMS: In 2007-2009, 19 percent of people were in poverty. Twenty-eight percent of related children under 18 were below the poverty level, compared with 10 percent of people 65 years old and over. Fifteen percent of all families and 32 percent of families with a female householder and no husband present had incomes below the poverty level.

Poverty Rates in Long Beach city, California in 2007-2009

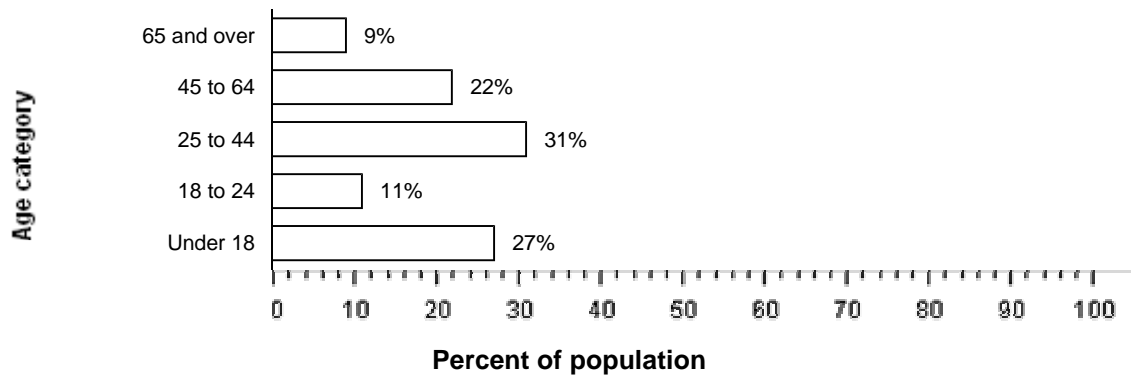




Source: American Community Survey, 2007-2009

POPULATION OF Long Beach city: In 2007-2009, Long Beach city had a total population of 461,000 - 234,000 (51 percent) females and 227,000 (49 percent) males. The median age was 32.2 years. Twenty-seven percent of the population was under 18 years and 9 percent was 65 years and older.

The Age Distribution of People in Long Beach city, California in 2007-2009

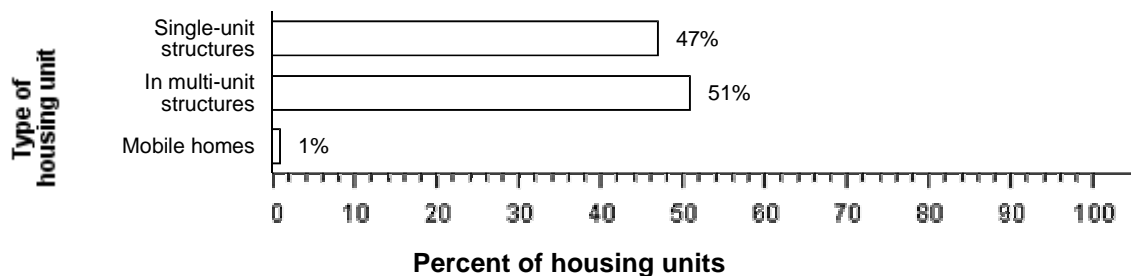


Source: American Community Survey, 2007-2009

For people reporting one race alone, 47 percent was White; 14 percent was Black or African American; 1 percent was American Indian and Alaska Native; 13 percent was Asian; 1 percent was Native Hawaiian and Other Pacific Islander, and 21 percent was Some other race. Five percent reported Two or more races. Forty percent of the people in Long Beach city was Hispanic. Thirty percent of the people in Long Beach city was White non-Hispanic. People of Hispanic origin may be of any race.

HOUSING CHARACTERISTICS: In 2007-2009, Long Beach city had a total of 173,000 housing units, 8 percent of which were vacant. Of the total housing units, 47 percent was in single-unit structures, 51 percent was in multi-unit structures, and 1 percent was mobile homes. Six percent of the housing units were built since 1990.

The Types of Housing Units in Long Beach city, California in 2007-2009

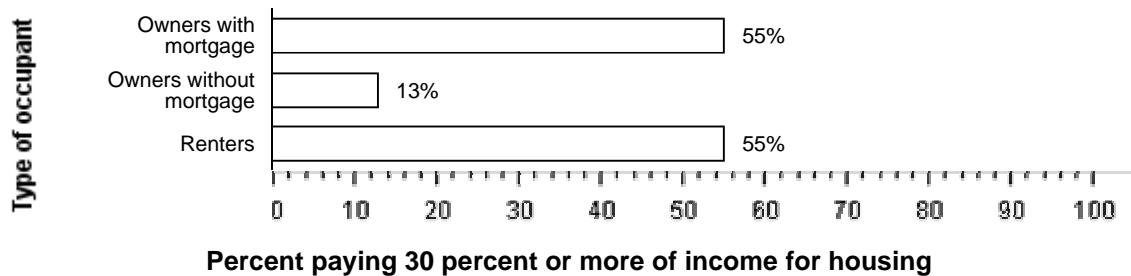


Source: American Community Survey, 2007-2009

OCCUPIED HOUSING UNIT CHARACTERISTICS: In 2007-2009, Long Beach city had 159,000 occupied housing units - 67,000 (42 percent) owner occupied and 92,000 (58 percent) renter occupied. Four percent of the households did not have telephone service and 11 percent of the households did not have access to a car, truck, or van for private use. Multi Vehicle households were not rare. Thirty-four percent had two vehicles and another 17 percent had three or more.

HOUSING COSTS: The median monthly housing costs for mortgaged owners was \$2,392, nonmortgaged owners \$379, and renters \$1,026. Fifty-five percent of owners with mortgages, 13 percent of owners without mortgages, and 55 percent of renters in Long Beach city spent 30 percent or more of household income on housing.

Occupants with a Housing Cost Burden in Long Beach city, California in 2007-2009



Source: American Community Survey, 2007-2009

Source: U.S. Census Bureau, 2007-2009 American Community Survey

The U.S. Census Bureau's Population Estimates Program produces the [official population estimates for the nation, states, counties and places](#), and the [official estimates of housing units for states and counties](#). The population and housing characteristics included above are derived from the American Community Survey.

Notes:

- Detail may not add to totals due to rounding.
- Percentages are based on unrounded numbers.