



Bell Gardens city, California

Population and Housing Narrative Profile: 2007-2009

Data Set: 2007-2009 American Community Survey 3-Year Estimates

Survey: American Community Survey

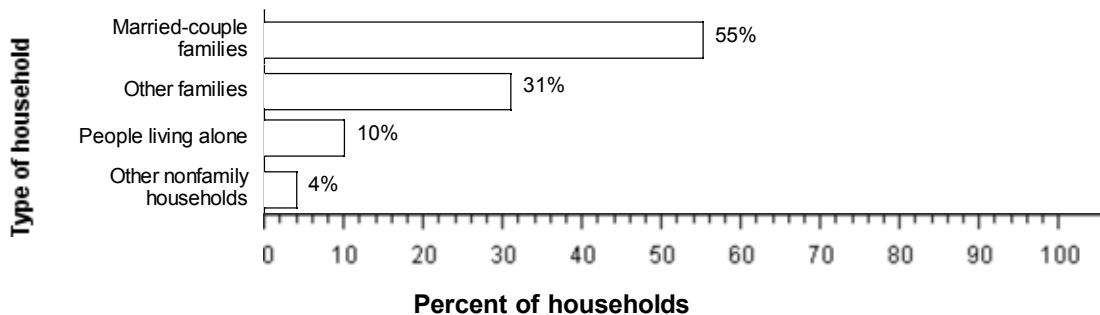
NOTE. Although the American Community Survey (ACS) produces population, demographic and housing unit estimates, it is the Census Bureau's Population Estimates Program that produces and disseminates the official estimates of the population for the nation, states, counties, cities and towns and estimates of housing units for states and counties.

For more information on confidentiality protection, sampling error, nonsampling error, and definitions, see [Survey Methodology](#).

HOUSEHOLDS AND FAMILIES: In 2007-2009 there were 10,000 households in Bell Gardens city. The average household size was 4.4 people.

Families made up 87 percent of the households in Bell Gardens city. This figure includes both married-couple families (55 percent) and other families (31 percent). Nonfamily households made up 13 percent of all households in Bell Gardens city. Most of the nonfamily households were people living alone, but some were composed of people living in households in which no one was related to the householder.

The Types of Households in Bell Gardens city, California in 2007-2009

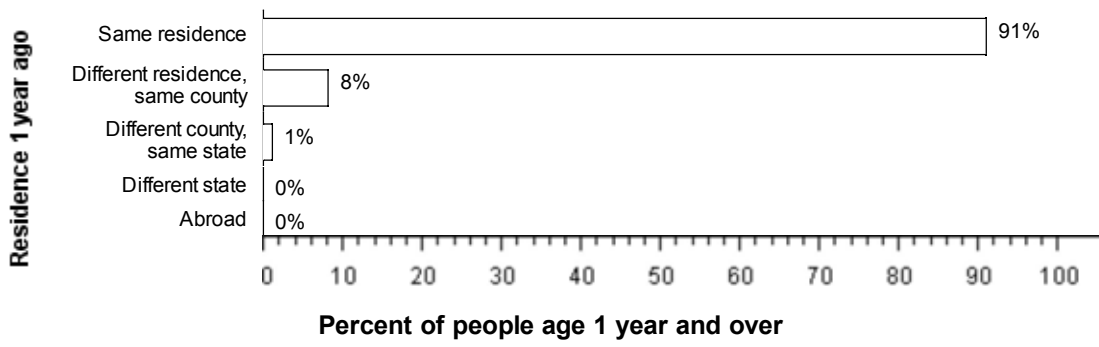


Source: American Community Survey, 2007-2009

NATIVITY AND LANGUAGE: Data for this section cannot be displayed because the number of sample cases is too small. Displaying the data would risk disclosing information for individuals.

GEOGRAPHIC MOBILITY: In 2007-2009, 91 percent of the people at least one year old living in Bell Gardens city were living in the same residence one year earlier; 8 percent had moved during the past year from another residence in the same county, 1 percent from another county in the same state, less than 0.5 percent from another state, and less than 0.5 percent from abroad.

Geographic Mobility of Residents of Bell Gardens city, California in 2007-2009

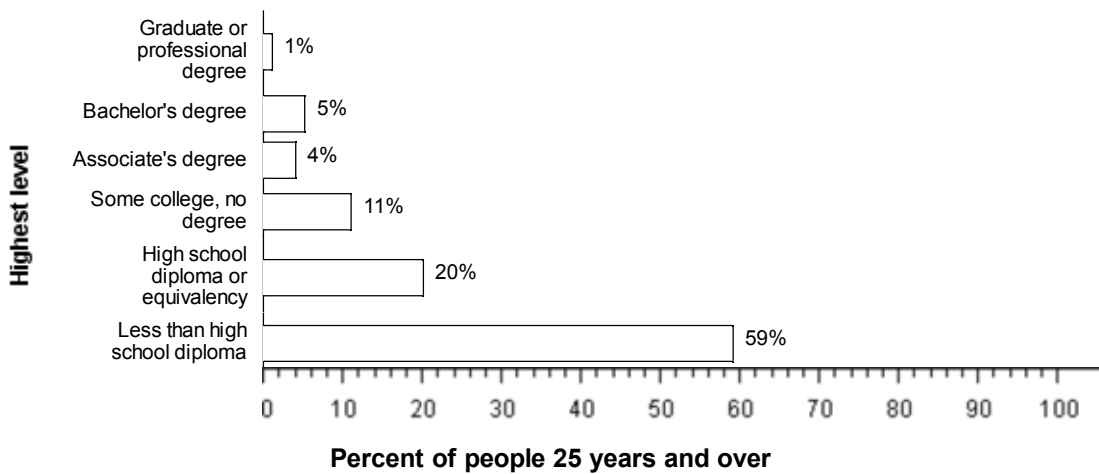


Source: American Community Survey, 2007-2009

EDUCATION: In 2007-2009, 41 percent of people 25 years and over had at least graduated from high school and 6 percent had a bachelor's degree or higher. Fifty-nine percent were dropouts; they were not enrolled in school and had not graduated from high school.

The total school enrollment in Bell Gardens city was 15,000 in 2007-2009. Nursery school and kindergarten enrollment was 2,000 and elementary or high school enrollment was 11,000 children. College or graduate school enrollment was 1,800.

The Educational Attainment of People in Bell Gardens city, California in 2007-2009

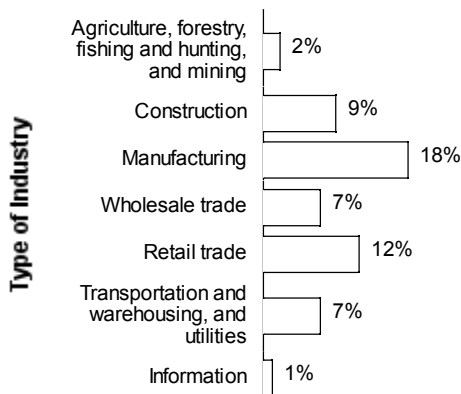


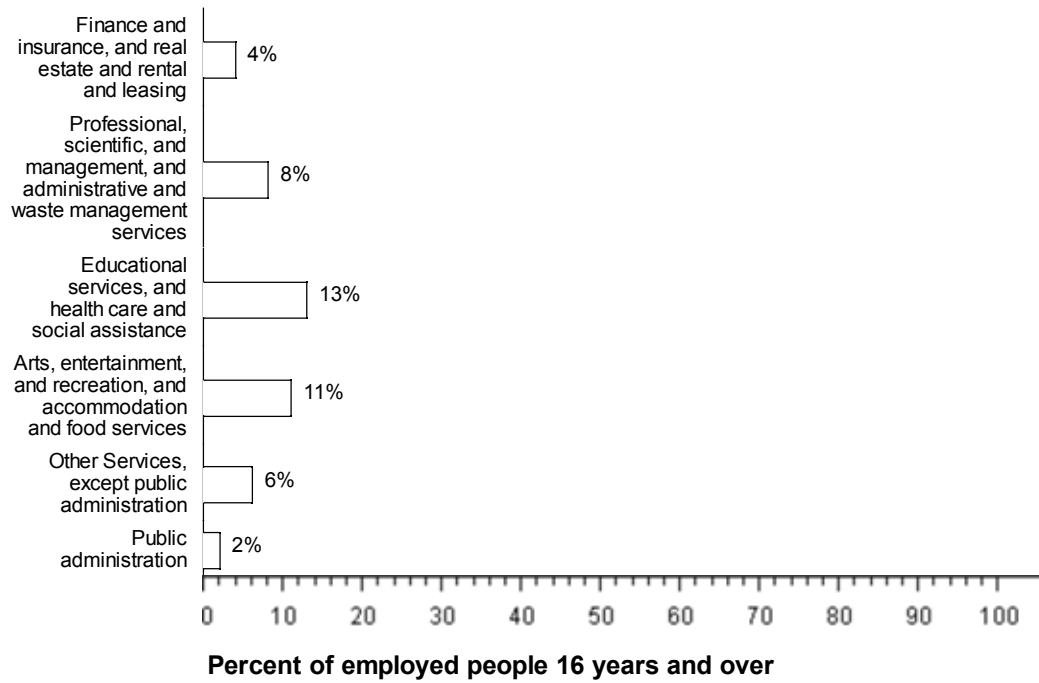
Source: American Community Survey, 2007-2009

DISABILITY: In Bell Gardens city, among people at least five years old in 2007-2009, percent reported a disability. The likelihood of having a disability varied by age - from percent of people 5 to 15 years old, to percent of people 16 to 64 years old, and to percent of those 65 and older.

INDUSTRIES: In 2007-2009, for the employed population 16 years and older, the leading industries in Bell Gardens city were Manufacturing, 18 percent, and Educational services, and health care, and social assistance, 13 percent.

Employment by Industry in Bell Gardens city, California in 2007-2009





Source: American Community Survey, 2007-2009

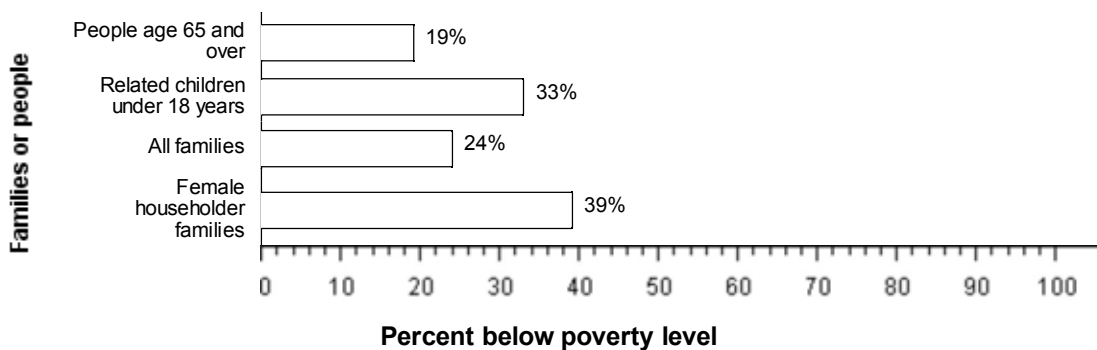
OCCUPATIONS AND TYPE OF EMPLOYER: Among the most common occupations were: Production, transportation, and material moving occupations, 32 percent; Sales and office occupations, 25 percent; Service occupations, 18 percent; Construction, extraction, maintenance, and repair occupations, 12 percent; and Management, professional, and related occupations, 10 percent. Ninety-two percent of the people employed were Private wage and salary workers; 6 percent was Federal, state, or local government workers; and 2 percent was Self-employed in own not incorporated business workers.

TRAVEL TO WORK: Seventy-three percent of Bell Gardens city workers drove to work alone in 2007-2009, 11 percent carpooled, 8 percent took public transportation, and 5 percent used other means. The remaining 2 percent worked at home. Among those who commuted to work, it took them on average 28.2 minutes to get to work.

INCOME: The median income of households in Bell Gardens city was \$38,410. Eighty-nine percent of the households received earnings and 5 percent received retirement income other than Social Security. Sixteen percent of the households received Social Security. The average income from Social Security was \$10,335. These income sources are not mutually exclusive; that is, some households received income from more than one source.

POVERTY AND PARTICIPATION IN GOVERNMENT PROGRAMS: In 2007-2009, 24 percent of people were in poverty. Thirty-three percent of related children under 18 were below the poverty level, compared with 19 percent of people 65 years old and over. Twenty-four percent of all families and 39 percent of families with a female householder and no husband present had incomes below the poverty level.

Poverty Rates in Bell Gardens city, California in 2007-2009

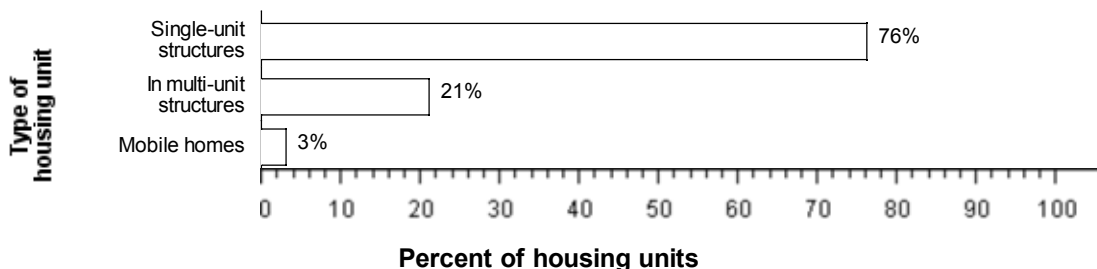


Source: American Community Survey, 2007-2009

POPULATION OF Bell Gardens city: Data for this section cannot be displayed because the number of sample cases is too small. Displaying the data would risk disclosing information for individuals.

HOUSING CHARACTERISTICS: In 2007-2009, Bell Gardens city had a total of 10,000 housing units, 3 percent of which were vacant. Of the total housing units, 76 percent was in single-unit structures, 21 percent was in multi-unit structures, and 3 percent was mobile homes. Seventeen percent of the housing units were built since 1990.

The Types of Housing Units in Bell Gardens city, California in 2007-2009

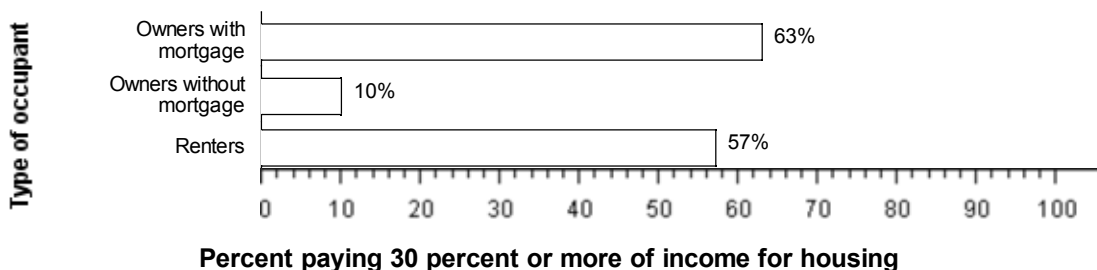


Source: American Community Survey, 2007-2009

OCCUPIED HOUSING UNIT CHARACTERISTICS: In 2007-2009, Bell Gardens city had 10,000 occupied housing units - 2,700 (27 percent) owner occupied and 7,300 (73 percent) renter occupied. Five percent of the households did not have telephone service and 10 percent of the households did not have access to a car, truck, or van for private use. Multi Vehicle households were not rare. Thirty-eight percent had two vehicles and another 20 percent had three or more.

HOUSING COSTS: The median monthly housing costs for mortgaged owners was \$1,713, nonmortgaged owners \$339, and renters \$977. Sixty-three percent of owners with mortgages, 10 percent of owners without mortgages, and 57 percent of renters in Bell Gardens city spent 30 percent or more of household income on housing.

Occupants with a Housing Cost Burden in Bell Gardens city, California in 2007-2009



Source: American Community Survey, 2007-2009

Source: U.S. Census Bureau, 2007-2009 American Community Survey

The U.S. Census Bureau's Population Estimates Program produces the [official population estimates for the nation, states, counties and places](#), and the [official estimates of housing units for states and counties](#). The population and housing characteristics included above are derived from the American Community Survey.

Notes:

- Detail may not add to totals due to rounding.
- Percentages are based on unrounded numbers.