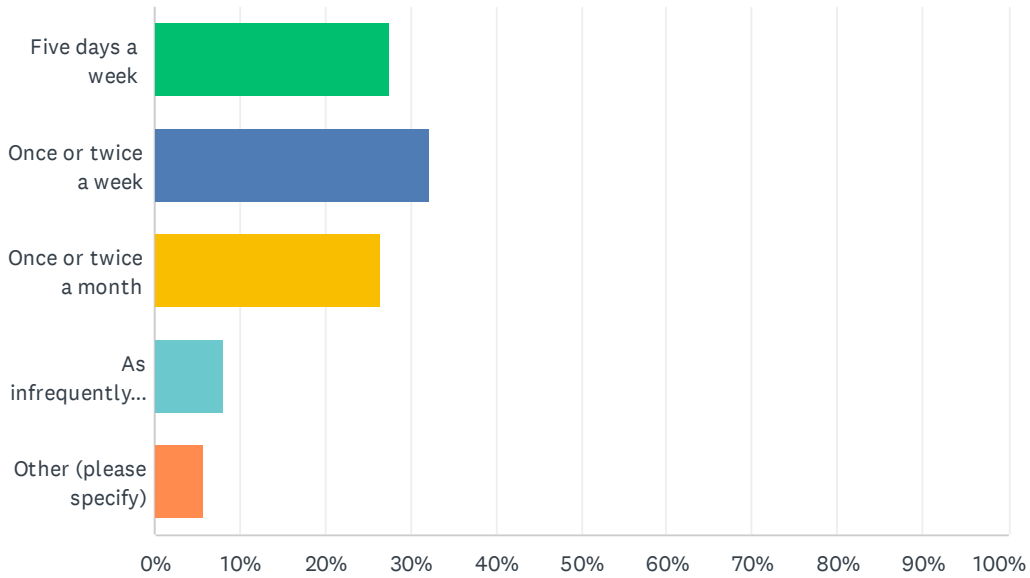


## Q1 How frequently do you travel on the I-10 corridor?

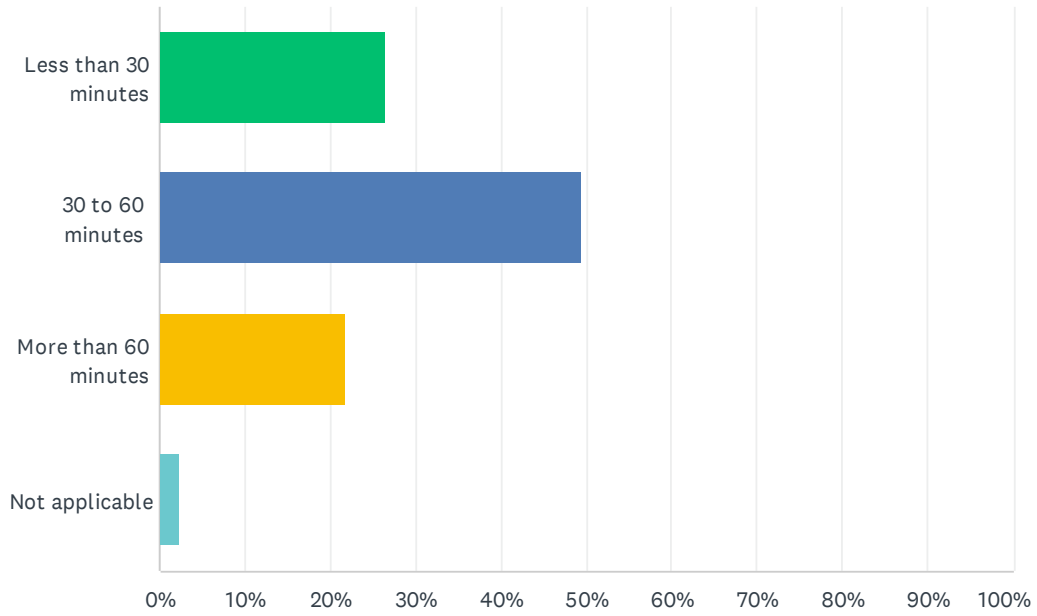
Answered: 87 Skipped: 0



ANSWER CHOICES	RESPONSES	
Five days a week	27.59%	24
Once or twice a week	32.18%	28
Once or twice a month	26.44%	23
As infrequently as possible	8.05%	7
Other (please specify)	5.75%	5
<b>TOTAL</b>		<b>87</b>

## Q2 What is your average trip length?

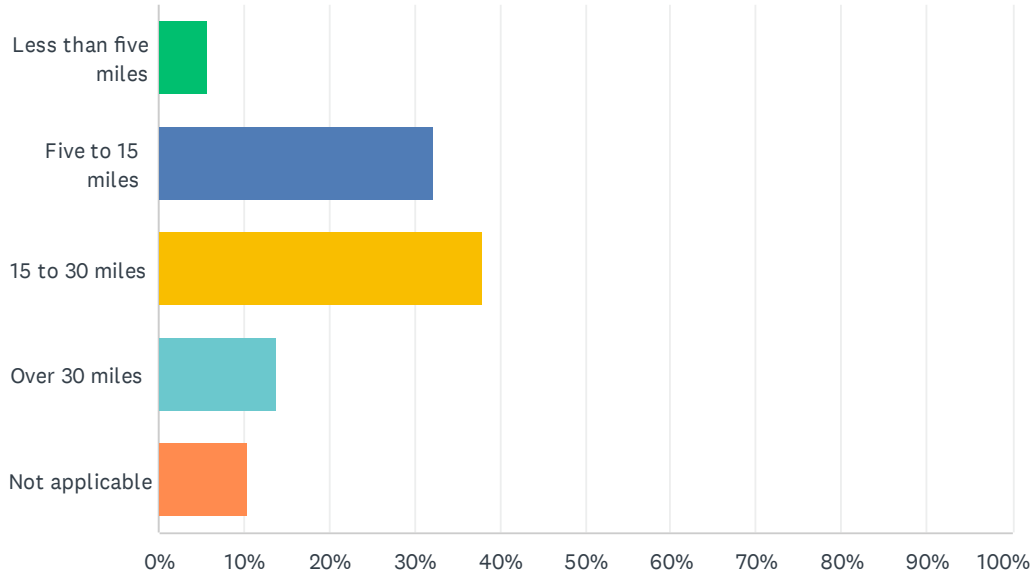
Answered: 87 Skipped: 0



ANSWER CHOICES	RESPONSES	
Less than 30 minutes	26.44%	23
30 to 60 minutes	49.43%	43
More than 60 minutes	21.84%	19
Not applicable	2.30%	2
<b>TOTAL</b>		<b>87</b>

### Q3 What is the average distance of your regular commute on the I-10 corridor?

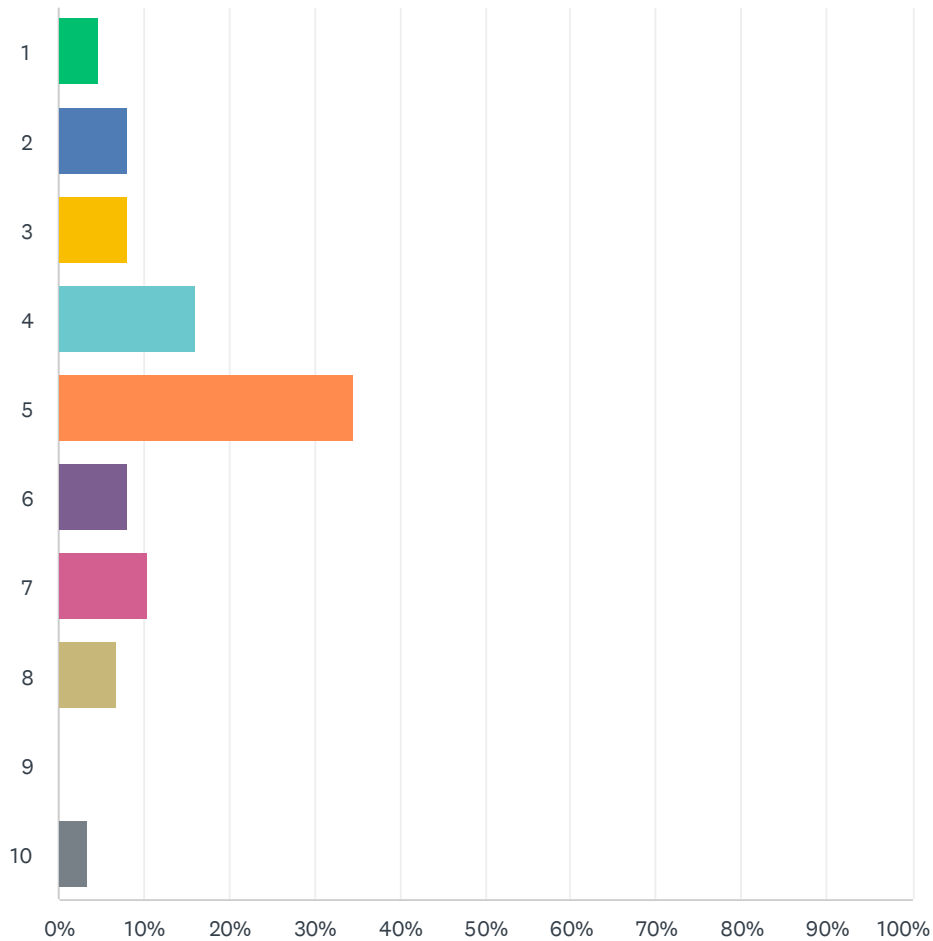
Answered: 87 Skipped: 0



ANSWER CHOICES	RESPONSES	
Less than five miles	5.75%	5
Five to 15 miles	32.18%	28
15 to 30 miles	37.93%	33
Over 30 miles	13.79%	12
Not applicable	10.34%	9
<b>TOTAL</b>		<b>87</b>

Q4 On a scale of 1 to 10 (1 being the lowest level of satisfaction and 10 being the highest), how would you rate your experience traveling on the I-10 corridor?

Answered: 87 Skipped: 0

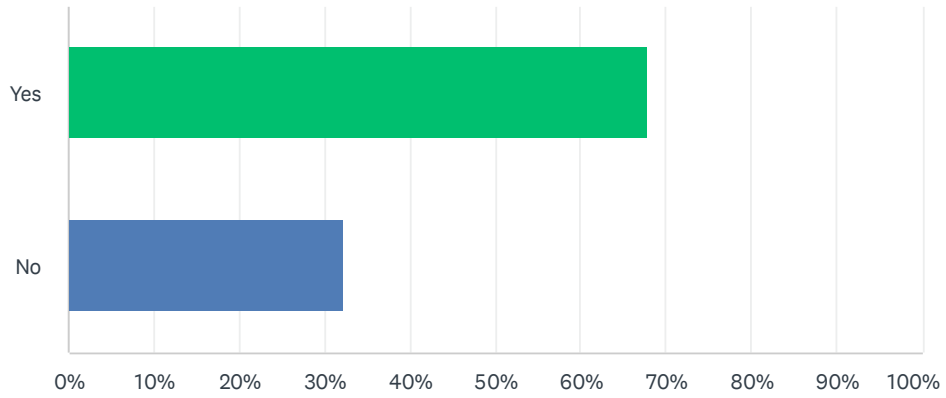


## Metro I-10 ExpressLanes Extension Project

ANSWER CHOICES	RESPONSES	
1	4.60%	4
2	8.05%	7
3	8.05%	7
4	16.09%	14
5	34.48%	30
6	8.05%	7
7	10.34%	9
8	6.90%	6
9	0.00%	0
10	3.45%	3
<b>TOTAL</b>		<b>87</b>

## Q5 Do you travel alternate routes to avoid the corridor?

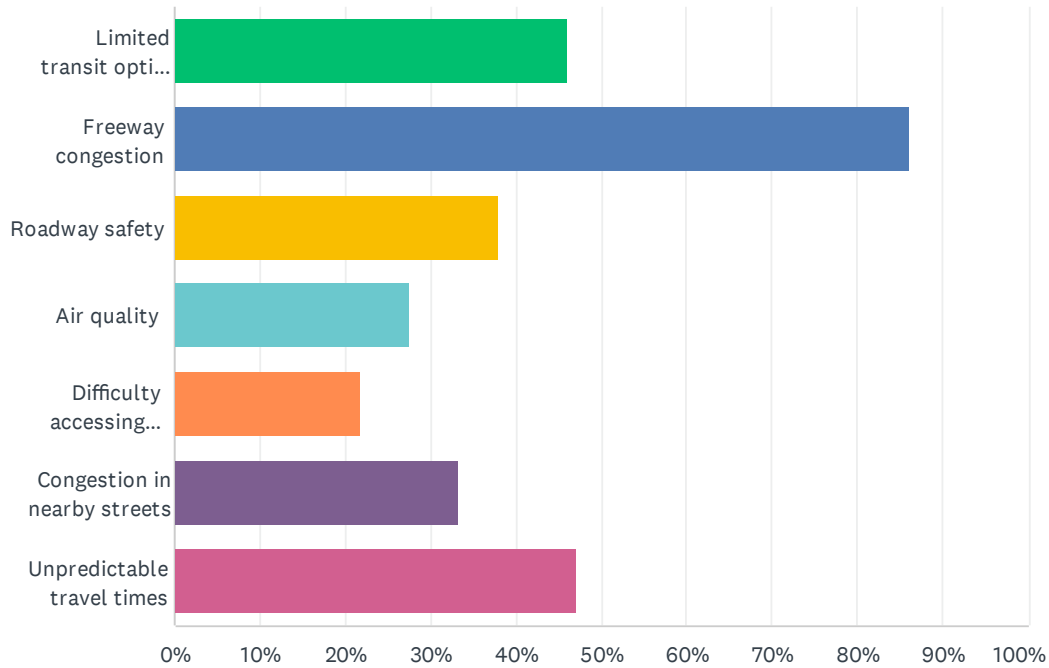
Answered: 87 Skipped: 0



ANSWER CHOICES	RESPONSES	
Yes	67.82%	59
No	32.18%	28
TOTAL		87

## Q6 Based on your experience traveling on the I-10, what are the top 3 challenges/issues for the corridor?

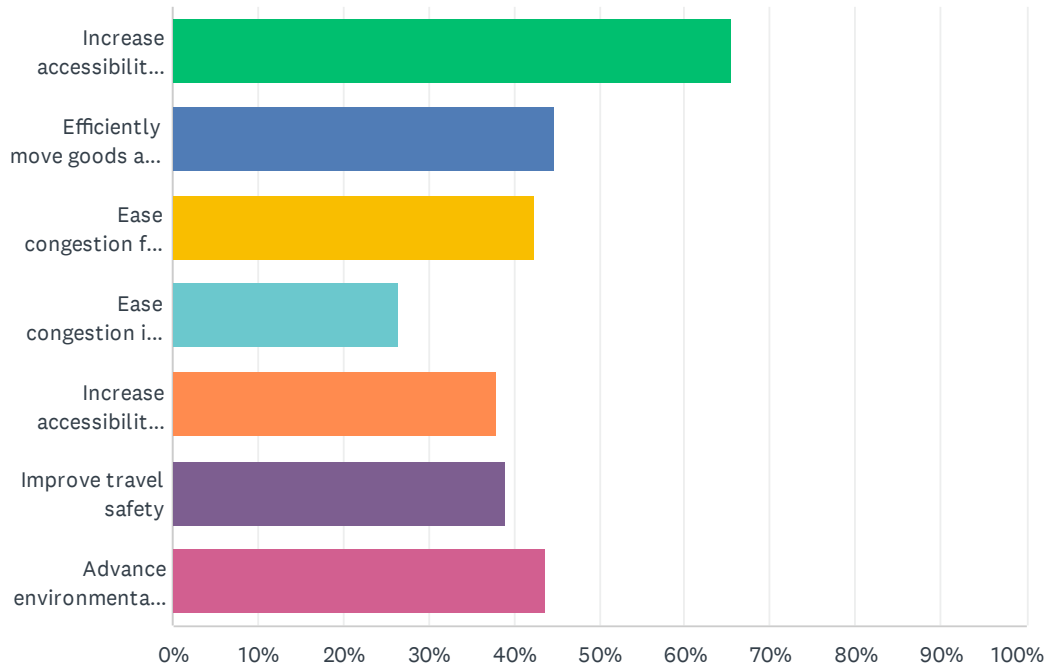
Answered: 87 Skipped: 0



ANSWER CHOICES	RESPONSES	
Limited transit options through the corridor	45.98%	40
Freeway congestion	86.21%	75
Roadway safety	37.93%	33
Air quality	27.59%	24
Difficulty accessing destinations	21.84%	19
Congestion in nearby streets	33.33%	29
Unpredictable travel times	47.13%	41
Total Respondents: 87		

## Q7 What are your top three priorities for the I-10 corridor?

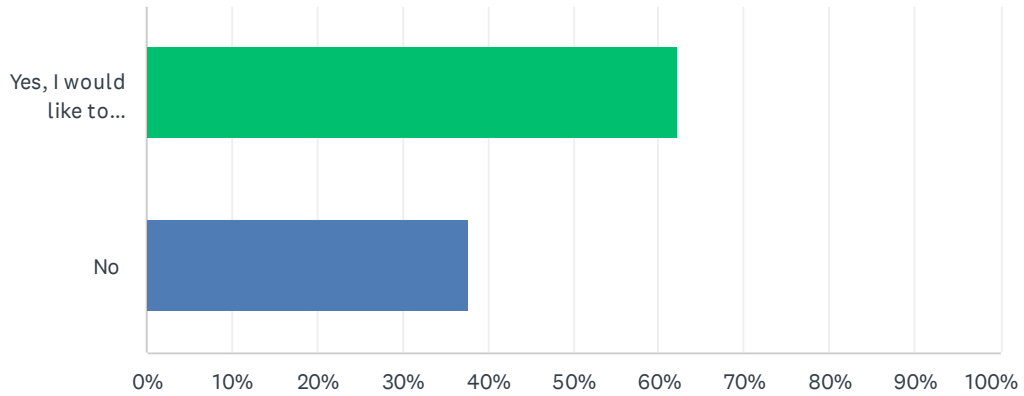
Answered: 87 Skipped: 0



ANSWER CHOICES	RESPONSES	
Increase accessibility to alternative modes of transportation	65.52%	57
Efficiently move goods and people	44.83%	39
Ease congestion from cars cutting through local neighborhoods	42.53%	37
Ease congestion in nearby streets	26.44%	23
Increase accessibility to destinations	37.93%	33
Improve travel safety	39.08%	34
Advance environmental sustainability	43.68%	38
Total Respondents: 87		

## Q8 Would you like participate in future travel studies related to the I-10 ExpressLanes in Los Angeles County?

Answered: 82 Skipped: 5



ANSWER CHOICES	RESPONSES	
Yes, I would like to participate in future travel studies	62.20%	51
No	37.80%	31
<b>TOTAL</b>		<b>82</b>

## Q9 Name

Answered: 87 Skipped: 0

## Q10 Email

Answered: 87 Skipped: 0

## Q11 Zip Code

Answered: 87 Skipped: 0