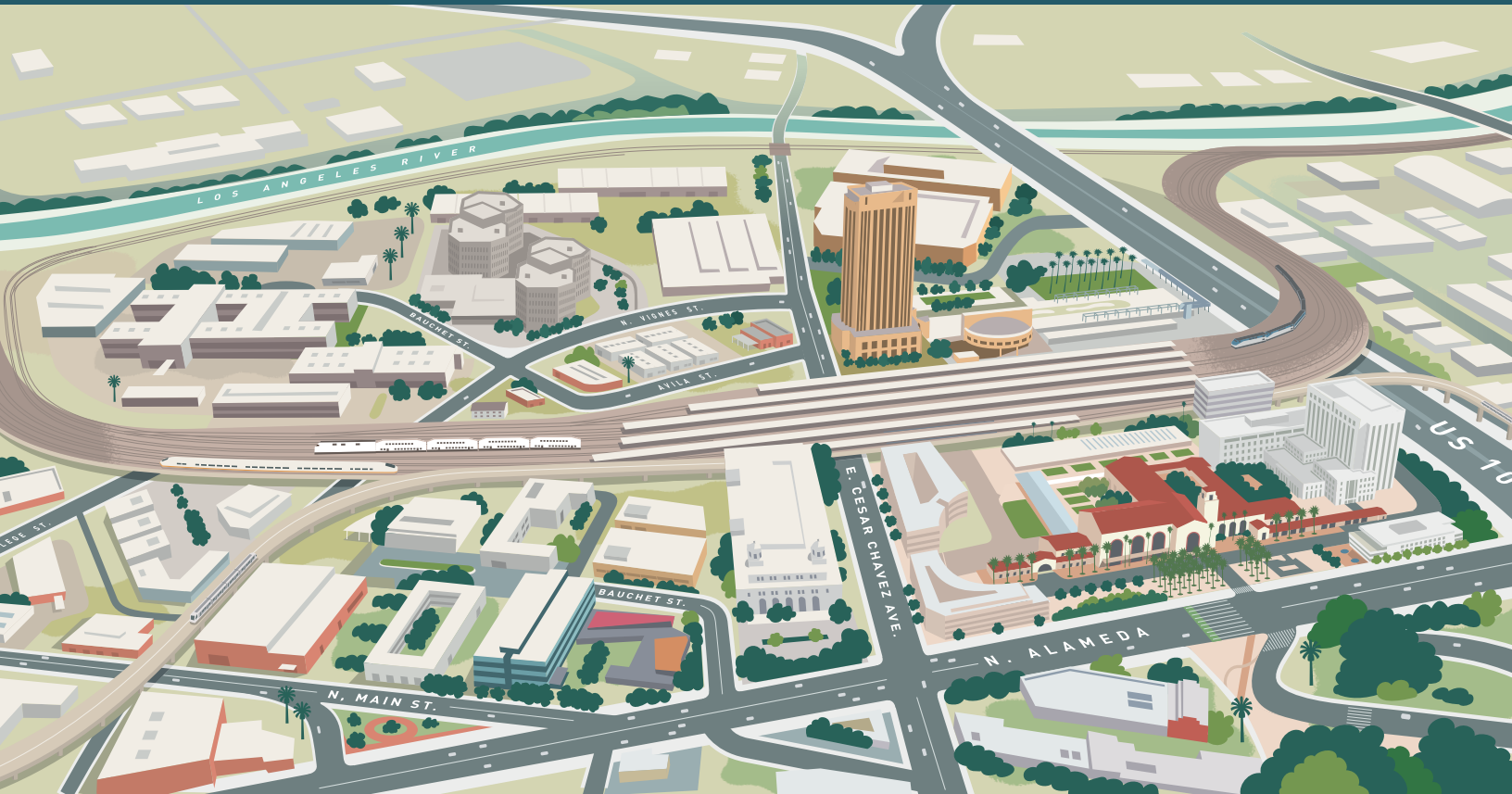


Link Union Station

Phase I Environmental Site Assessment

October 2016



(THIS PAGE INTENTIONALLY BLANK)



INQUIRY #: 4102444.9

YEAR: 1938

| = 500'






INQUIRY #: 4102444.9

YEAR: 1948

| = 500'






INQUIRY #: 4102444.9

YEAR: 1952

— = 500'





INQUIRY #: 4102444.9

YEAR: 1964

|—————| = 500'





INQUIRY #: 4102444.9

YEAR: 1977

|—————| = 500'





INQUIRY #: 4102444.9

YEAR: 1979

|—————| = 500'





INQUIRY #: 4102444.9

YEAR: 1983

|—————| = 500'





INQUIRY #: 4102444.9

YEAR: 1989

|—————| = 500'





INQUIRY #: 4102444.9

YEAR: 1994

| = 500'





INQUIRY #: 4102444.9

YEAR: 1994

|—————| = 500'





INQUIRY #: 4102444.9

YEAR: 2002

| = 500'





INQUIRY #: 4102444.9

YEAR: 2005

| = 500'

