



**October 18, 2007: Santa Monica Public Library
Sign-In Sheets
Comment Cards
Speaker Cards**

- Emerson
- Pan Pacific
- Wilshire UMC
- BHPL
- SMPL
- Scoping

(10)



Metro Westside Extension Transit Corridor

Name / Nombre	Affiliation / Afiliación	Address / Domicilio	City & Zip Code / Ciudad	Phone Number / Número de Teléfono	Email Address / Correo Electrónico
Celia Goldman		13078 Miranda Way	MDR 90292	—	—
Mike Schwartz		2344 Oak St # 4	SM 90405	310-450-2508	mikeschwartz2@gmail.com
Annette Colfax		306 Avondale Ave	LA 90049	310-395-2788	colfaxconsulting@earthlink.net
CAROL SEVILLA	resident	1719 California Ave	SM 90403		carolsevilla@verizon.net
BRETT HORNER	CITY OF S.M.	1685 MAIN ST #210	SM 90101	458-8310	brett.horner@simgov.net
John Tractmann	Resident	1433 Yale St.	SM 90404	310-453-1620	john@jtracinfo.com
Eric NYHO			SM		
Jean Michel Wyner	Santa Monica UCLA Med. Ctr and OH	1250 16th Street	SM	310-319-4471	Jwyner@mednet.ucla.edu
Bon Um. 15th	Resident	1321 West 15th St	90025	310-620-6950	bonuminsky@yahoo.com
CHRISTIAN CHALCANTIN	Westside Neighborhood		90005		christiancali@yahoo.com.br

- Emerson
- Pan Pacific
- Wilshire UMC
- BHPL
- SMPL
- Scoping

(10)

Metro Westside Extension Transit Corridor



Name / Nombre	Affiliation / Afiliación	Address / Domicilio	City & Zip Code / Ciudad	Phone Number / Numero de Teléfono	Email Address / Correo Electrónico
CLARE LIGORMAN		13078 Minerva Lane	90292	310 431-8631	MLCLIG@DUNHILL.NET
Samantha ONeill	Santa Monica Chamber	1734 Lash St Suite 100	90401	31303-9825	govaffairs@smchamber.com
ALAN HAVENS	7 MILE RIVER TRANSIT 3102205	202 S. VANITA AVE #2-211 LA	90004	213 734-3466	
LOUISA FISH	S.M. Senior Commission	1331 Berkeley St	90404	310 428-0459	
FELIS KAWAR		1798 1/2 Washington Way	90291	310 822-5402	ferris@greenopia.com
Russ Bowers	BLANC	411 S Main St #321 WCA	90012	213 9190379	je2388aow@gmail.com
Stephanie Chan	UCLA Undergraduate Student Gov.	310 DE NEVE Dr.	90024	(415) 290 9842	stephanie.chan06@gmail.com
Scott Hulbert	UCLA Undergrad Gov	626 Lavifair Ave. LA, CA 90024	90024	714) 732-5268	shulbert@ucla.edu
Betty Kuchin		458 200 St	Stem 90402	310- 345-1405	
Andrea Follette		901 3rd St #400	Stem 90403	310- 345-6245	

- Emerson
- Pan Pacific
- Wilshire UMC
- BHPL
- SMPL
- Scoping

(10)



Metro Westside Extension Transit Corridor

Name / Nombre	Affiliation / Afiliación	Address / Domicilio	City & Zip Code / Ciudad	Phone Number / Número de Teléfono	Email Address / Correo Electrónico
Joe Mattoli		17 th ST	92404		
Joel Covarrubias	Citizen	3455 Lemay Avenue LA	Long Beach 90807	(662) 440-7535	joe cov@gmail.com
ANTHONY ROSS	MSA	1612 SHELL AVE VENICE, CA	90291	1-310 706-7296	TONY.ROSSZ @VERIZON.NET
Dennis Zane	STTS	2943 Delamater Santa Monica, CA	90404	310-570-5870	dennyzone@gmail.com
Tarran Beebe	Commuter to SM daily!	510 S. Ardmore Ave #120 LA CA 90020	90020	310 500 7257	tarranb1@gmail.com
Joanna Baker	Resident of SM	2343 Oak St #4 SM CA 90405	90405	310 450-0368	joannab_2003@yahoo.com
KEVIN ZIMMER	UCLA	446 S. COVINGTON AVE #14 LA CA 90030	90030		KRILEY@gmail.com
A. Allison	Commuter	Stadio City	91607	818 910 0738	
Keith Gandol	Commuter	La Brea/Wilshire	90036		kgandol@hgarch.com
R. ROSENBACK	WILSHIRE MANDALAY			310-472-7177	WILSHIREMANDALAY@AOL.COM

- Emerson
- Pan Pacific
- Wilshire UMC
- BHPL
- SMPL
- Scoping

(107)



Metro Westside Extension Transit Corridor

Name / Nombre	Affiliation / Afiliación	Address / Dirección	City & Zip Code / Ciudad	Phone Number / Número de Teléfono	Email Address / Correo Electrónico
David Bierman	Resident	1317 Avenue 51, 47 Santa Monica, CA	90404	8	d.bierman@holmail.com
MICHAEL KEON	"	12424 Wilshire #1460 LA 90025			
Jason Weiner	Westside Transportation Partners	-	-	-	-
Pam Connor	City of Santa Monica		90401	310-477-8201	
EDWARD LEVINSON		8141 WILKINSON AVE 13857 Lehigh	NORTH HOLLYWOOD 91605	818-767-1005 818-767-1005	EEEDDD@EEEDDD.COM
Jaine Arias		13857 Lehigh Pasadena, CA 91331		818 300 1244	ariasjaine@pasadena.gov
Barbara Bryan	Resident	2404 28th St	90405	310 396 9898	Barbarabryan2@yahoo.com
Carol Roskam	Resident, Member of City of Santa Monica Sustainability Task Force	229 Montrose Ave # 308	Santa Monica 90403	310 434 1927	
Dr. J. Haring Dr. J. Haring		458 208 St. Santa Monica	Santa Monica 90403	310-345-1406	
Marc Woerschling	Planning Dept. City of LA	100 West 44th Valley Village	91607	818 965 4574	mwoerschling@cityofla.gov

- Emerson
- Pan Pacific
- Wilshire UMC
- BHPL
- SMPL
- Scoping

(10)



Name / Nombre	Affiliation / Afiliación	Address / Domicilio	City & Zip Code / Ciudad	Phone Number / Numero de Telefono	Email Address / Correo Electronico
Lyn Corum	resident	1440 23rd St #109	Santa Monica 90404	310-828-7115	lyn.corum@earthlink.net
Mike Hayn	resident	839 4th St #101	Santa Monica 90405	760-261-1443	
Jeremy Roberson	resident	217 Calle Nutcracker mit	Redondo Beach 90277	531-574-2077	jlrab@igmail.com
Paul Gedrye	"	1814 Oak St SMC	90405		
David Ruhoff	bike rider	124 Cate Street #1	90292	310-827-5663	david.ruhoff@verizon.net
Betsy Wheeler Kollgaard	Car-free resident City of SM	429 B.M. Blvd #350	90901	310-434-2664	betsy.kollgaard@sm.gov.net
Roberta Roslan		901-3rd #306	San 90403		
Shirley Chase	resident	PO Box 1826	SM 90406	-	-
Sam Lewinson	resident	5111 Wilkerson Ave	NH 91005		slawinson@gmail.com
Jim W'Per	Resident	404 San Vicente	90403		jwew@ix.netcom.com

- Emerson
- Pan Pacific
- Wilshire UMC
- BHPL
- SMPL
- Scoping

(10)



Name / Nombre	Affiliation / Afiliación	Address / Domicilio	City & Zip Code / Ciudad	Phone Number / Numero de Telefono	Email Address / Correo Electronico
Donna S. Galaman		Mannuel Ray A 13078 MINDANAOWAY BLVD LIVE 23rd St Santa Monica CA	Mannuel Ray SM	310-835 7342	dgoldman@ca-rp.com
Dwain Gorman		1222 10th Street Santa Monica, CA 90404	SM 90404	30/413-9053	Dwain.gorman@gmail.com
Dan Wentzel		1024 Euclid St SM 90404	SM 90404		dan_the_man_33@yahoo.com
Bob Zwolski		1925 CAB, HI-PI LA CA 90027			BOB ZWOLSKI@GMAIL.COM
Linda Daley		10907 SUNSET BLVD	PACIFIC PALISADES 90272	708 255 444	LDALAY4@VERIZON.NET
Wayne Alves		3000 Harbor Rd	LA 90088		
R. Swanson		650 Pacific St #7	SM 90404		
BIRCHALL, LINDY		2120 4th Street #23 Santa Monica 90405		310 664 1926	Lindybirchall@yahoo.com
Bill Pope		3277 Independence Ave LA CA 90066	LA 90066	310 391 5987	Bill.Pope@att.net

- Emerson
- Pan Pacific
- Wilshire UMC
- BHPL
- SMPL
- Scoping

(10)



Name / Nombre	Affiliation / Afiliación	Address / Domicilio	City & Zip Code / Ciudad	Phone Number / Numero de Telefono	Email Address / Correo Electronico
Allyx Kronenberg				(510) 393-8005	
SAADI HOWER		806 N. WILSON AVE PASADENA CA	91104	818 259 2636	shpublic-2004@yahoo.com
MARTIN Goldstein	SMC	1900 PICO BLVD	90405	310 452 3777	goldstein.martin@smc.edu
Jaime Friedman			91377		JaimeH.friedman@gmail.com
Jay Haron		2944 S. FORTY	90064	310 481 0600	chamberpresident@aol.com
Gayle Taylor	Crossroads School	1714 21st St	90404	310 825-7391	gtaylor@crossroads.org
Diana Varret	resident	-	90404	-	dvarret@hotmail.com
Paul Casey	Big Blue Bus	1660 7th St	90401		paul.casey@bigblue.net
Ellen Gelbard	City of Santa Monica	1685 MAIN		310 458-2277	ellen.gelbard@osm.gov
Mark Shikler	Friends 4 Expo	1213 9th St. SM	90401	310-417-1517	mshikler@yahoo.com

- Emerson
- Pan Pacific
- Wilshire UMC
- BHPL
- SMPL
- Scoping

(10)



Name / Nombre	Affiliation / Afiliación	Address / Domicilio	City & Zip Code / Ciudad	Phone Number / Número de Teléfono	Email Address / Correo Electrónico
Nobu Harkarn		3723 Globe Ave	90266	310-515-1311	
DAVID NIXON	ALTUS ASSOCIATES ARCHITECTS	1103 S. HUDSON AVE	90019	323-957-0622	dnixon@lac.com
Greg Ames	TRAMMELL CROW COMPANY	3049 CENTURY PL #2000	90067	310-407-4611	gmees@trammellcrow.com
Roger Christensen		14335 Hudson St S.O.	91423	818-295-4877	rog4rail@aol.com
Alex McQuilkin	USC	2726 VENUE AVE LOS ANGELES	90007	650-704-3552	alexmcquikinhbs@usc.edu
Patty S. Muller	Citizen	2012 California Ave SM	90403	(310) 453-4665	pcavaliere@earthlink.net
Andre Maximow		3160 S. Barrington	90066	(310) 830-8305	AndyMax25@aol.com
Michael Doherty	UCLA	19150 Cimarron Dr. Los Angeles, CA 90024	90027	310-926-4543	
Michael C. Clark	Urban Design Group	441 S. Cushman Ave	90022	323-927-6970	
Randy Larson		15301 Eucalyptus St	90401	310-319-2777	Randy.Larson@Yrba.com



Metro Westside Extension
Transit Corridor

COMMENT FORM

FORMULARIO PARA COMENTARIOS

Name/Nombre: <i>Joel Covarrubias</i>	
Organization/ Organización: <i>Citizen</i>	
Address/Dirección: <i>3455 Lemon Avenue, Long Beach, CA, 90807</i>	
Telephone/Teléfono: <i>(562)490-7335</i>	Fax:
Email: <i>joelcov@gmail.com</i>	

Meeting Venue: Emerson MS Pan Pacific Wilshire UMC Beverly Hills PL Santa Monica PL

Comments/Comentarios:

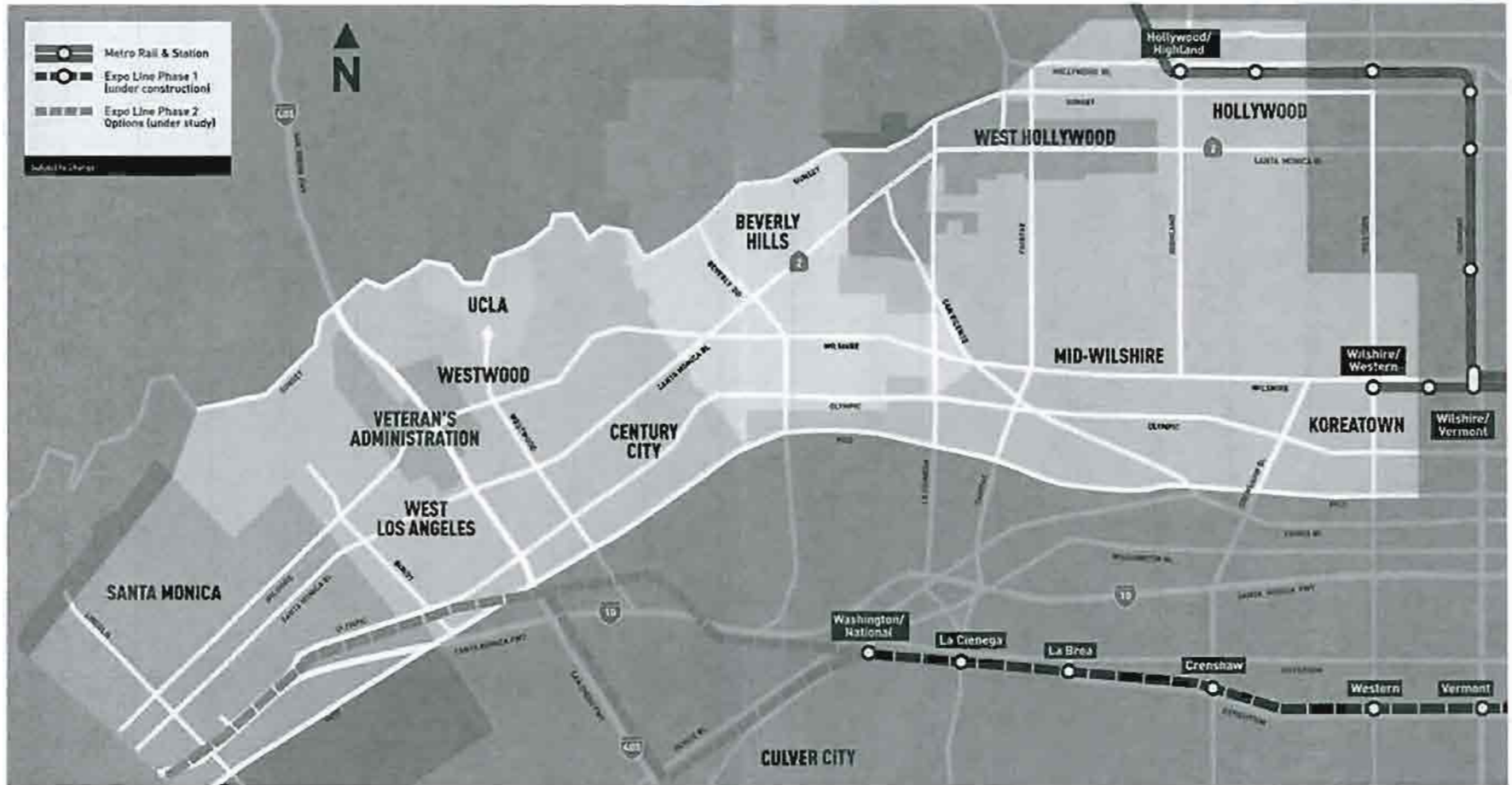
See attached.



Metro

Return comment form to: Dave Mieger, Project Manager, Metro, One Gateway Plaza MS 99-22-5, Los Angeles, CA 90012
Favor de regresar formulario a:

Feel free to indicate where you would like an alignment or stations.
Favor de indicar donde quisiera ver una alineación o estación.



I strongly support the extension of L.A.'s Metro Rail system to the Westside!

I am a regular transit rider on Metro Rail since the Blue Line opened in 1990.

Here are my opinions on the major issues surrounding the Westside Corridor:

- **If possible, both proposed lines (Wilshire and Santa Monica Blvds) should be built.** Both travel through very dense parts of the county. The value of the network with these two lines would be huge.
- **If only one line can be built, then it should be built along Wilshire Boulevard.** Wilshire Boulevard is undisputedly the spine of Los Angeles, and contains the most dense concentrations of residences, businesses and retail destinations in the region. In my opinion, the only deviation from Wilshire should be to Century City, which would have a station at Santa Monica and Avenue of the Stars.
- **The line should go to Santa Monica: at minimum, it should reach Century City.** I believe ridership would be high along the entire length of the corridor. I would like to see new stations at Crenshaw, La Brea, Fairfax, La Cienega, Beverly/Rodeo, Avenue of the Stars, UCLA/Westwood, Bundy, Centinela, Lincoln, and 3rd Street Promenade.
- **The line should be a subway.** I am opposed to any surface solution, because riding in traffic is simply too slow, no matter what you do with signal-synchronization. I think an elevated line is OK, but would likely encounter huge opposition due to the visual impact.
- **The line should be HRT (heavy-rail transit),** compatible with the existing subway system. I am opposed to BRT and LRT, for two reasons. First, only HRT has the capacity to handle the high ridership that the line would see. And second, a bus or light-rail solution would result in riders having to transfer in mid-commute. The ride across the city should be a one-seat ride, from the Westside to Downtown L.A.
- **The line should include an express track,** if possible.
- **The stations should be well-served by local connectors/circulators.** A station is only valuable if people can get to it. Therefore, each station should be fed by good local circulator buses, cross-town buses, and taxis.
- **The stations should have multiple entrances and kiosks.** Stations should be comfortable and easy to use. Forcing everybody to enter/exit on the same corner does little for the neighborhood.

(continued)

The city is becoming very dense. Yet, as a city we lack good transit alternatives. In some areas, there is simply no good way of getting around. If you need to travel between Westwood or Century City and Downtown L.A. at rush hour, for instance, you are simply out of luck.

This situation is very bad for businesses and residents. Trips to the LACMA are difficult. Getting to the Central Library from the Westside is very difficult. And as time goes on, and traffic gets worse, it will become harder and harder for businesses in Central L.A. to survive.

L.A. is a huge city. It needs to start building solutions that scale well. Freeways don't scale well. If you expand a freeway, it becomes filled to capacity in no time.

Grade-separated rail scales very well. Every modern world-class city has a comprehensive metro system, because such a system allows the city to develop around people (pedestrians) rather than around cars.

The line is an investment, and should be built right. I realize subway construction is expensive. And I think every effort should be taken to save money. But I also think we have to look at this project as an investment. If done right, this line will have very high ridership and will be a fantastic asset to the entire region. Therefore, as I said before, the line should be a high-speed, heavy-rail subway, under Wilshire Boulevard.

Please make this essential project happen. It is essential to our city, and it will only get more expensive the longer we wait.

Joel Covarrubias
Long Beach, CA

A handwritten signature in blue ink, appearing to read 'Joel Covarrubias', written in a cursive style.



Metro Westside Extension
Transit Corridor

COMMENT FORM

FORMULARIO PARA COMENTARIOS

Name/Nombre: <i>John Trautmann</i>	
Organization/ Organización	
Address/Dirección: <i>1433 Yale Street, Santa Monica 90404</i>	
Telephone/Teléfono: <i>310 453-1620</i>	Fax:
Email:	

Meeting Venue: Emerson MS Pan Pacific Wilshire UMC Beverly Hills PL Santa Monica PL

Comments/Comentarios:

Subway . No above-ground .
Please see map, over

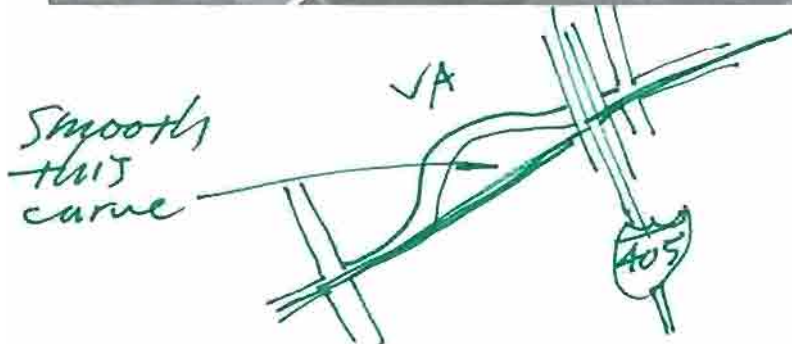
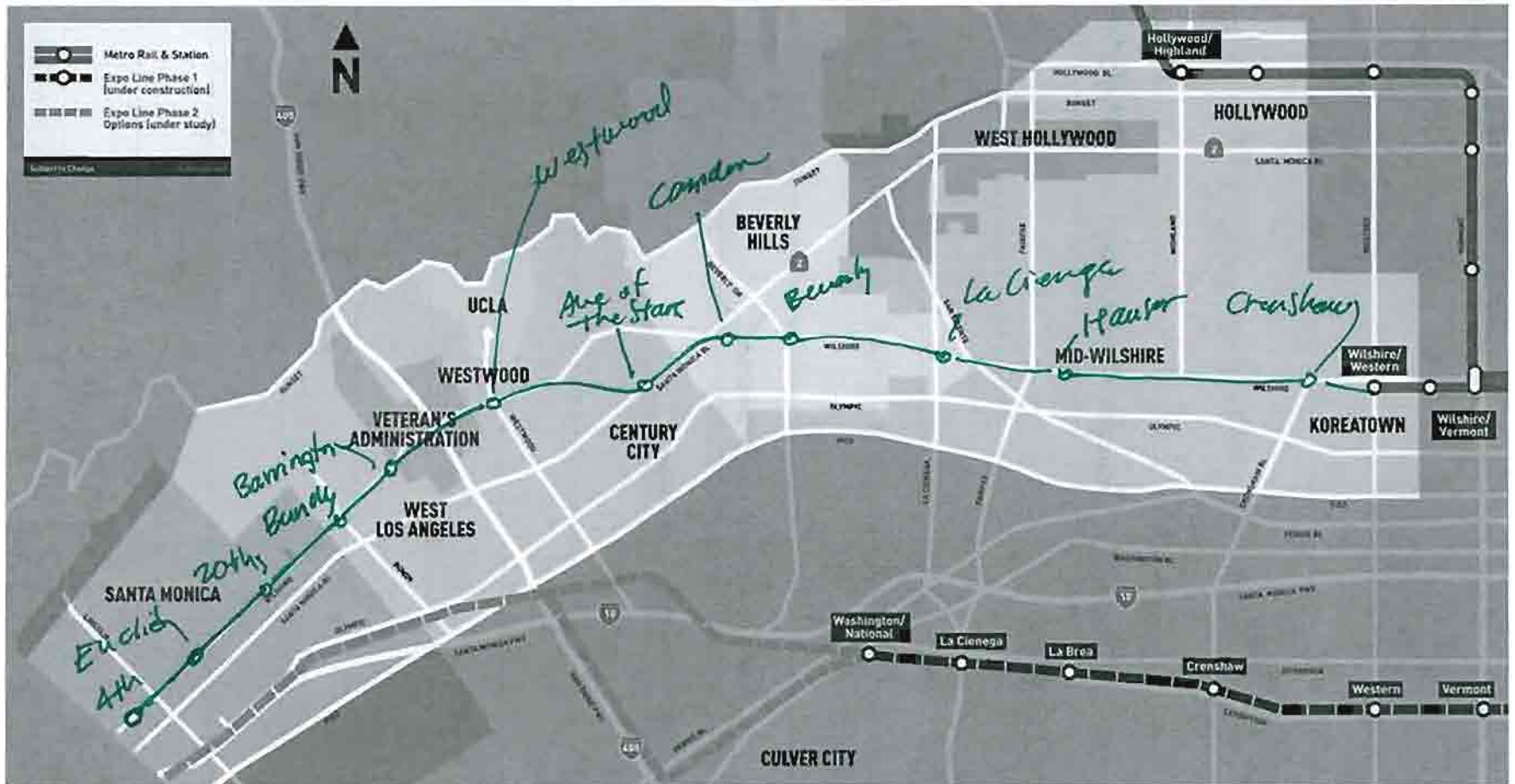


Metro

Return comment form to: Dave Mieger, Project Manager, Metro, One Gateway Plaza MS 99-22-5, Los Angeles, CA 90012

Favor de regresar formulario a:

Feel free to indicate where you would like an alignment or stations.
Favor de indicar donde quisiera ver una alineación o estación.





Metro Westside Extension
Transit Corridor

COMMENT FORM

FORMULARIO PARA COMENTARIOS

Name/Nombre: Jeremy Roberson	
Organization/Organización	
Address/Dirección: 217 calle miramar unit F	
Telephone/Teléfono: (530) 574-2077	Fax:
Email: jroberson@gmail.com	

Meeting Venue: Emerson MS Pan Pacific Wilshire UMC Beverly Hills PL Santa Monica PL

Comments/Comentarios:

I am for building the purple line from downtown to Santa Monica. I would rather spend 5 billion on a line that everyone would take than a 600 million project that no one takes. Don't think about buses for 1995 capacity but subways for 2050, we should be setting our goals high and be visionary. Please include ideas about park and rides, bikeways, pedestrianism etc. Also consider safety. When we look back in 2050 I want all Angelenos to be proud of our city's mobility not worried about past failures.

Return comment form to:

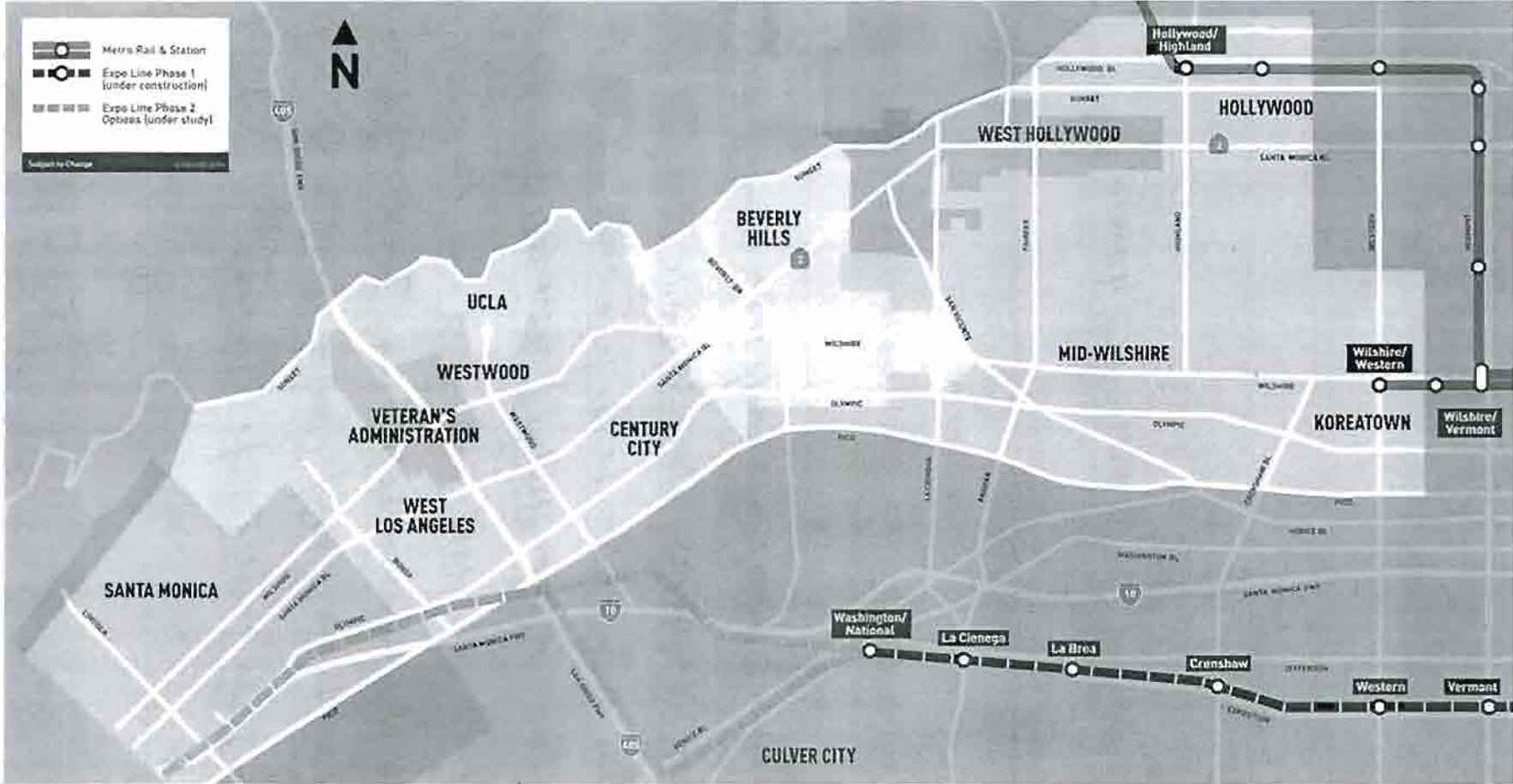
Dave Mieger, Project Manager, Metro, One Gateway Plaza MS 99-22-5, Los Angeles, CA 90012

Favor de regresar formulario a:



Metro

Feel free to indicate where you would like an alignment or stations.
Favor de indicar donde quisiera ver una alineación o estación.





Metro Westside Extension
Transit Corridor

COMMENT FORM

FORMULARIO PARA COMENTARIOS

Name/Nombre: <i>Joe Bayes</i>	
Organization/ Organización	
Address/Dirección: <i>701 Kingman Ave. Santa Monica 90402</i>	
Telephone/Teléfono: <i>310 459 6402</i>	Fax:
Email: <i>jbayes@gmail.com</i>	

Meeting Venue: Emerson MS Pan Pacific Wilshire UMC Beverly Hills PL Santa Monica PL

Comments/Comentarios:

There are currently 3 ways to get from downtown LA to downtown Santa Monica in about 1 to 1½ hours (depending on traffic): the 720, 704, and SM10. While a fourth "slow" route won't hurt, I'm concerned that there is no faster method of transit. I would much prefer a new route that is NOT AT GRADE in order to make ~~transit~~ transit a viable alternative to driving. I don't care if it's HRT, LRT, busway, or monorail, as long as it is FAST and NOT AT GRADE.

Return comment form to:

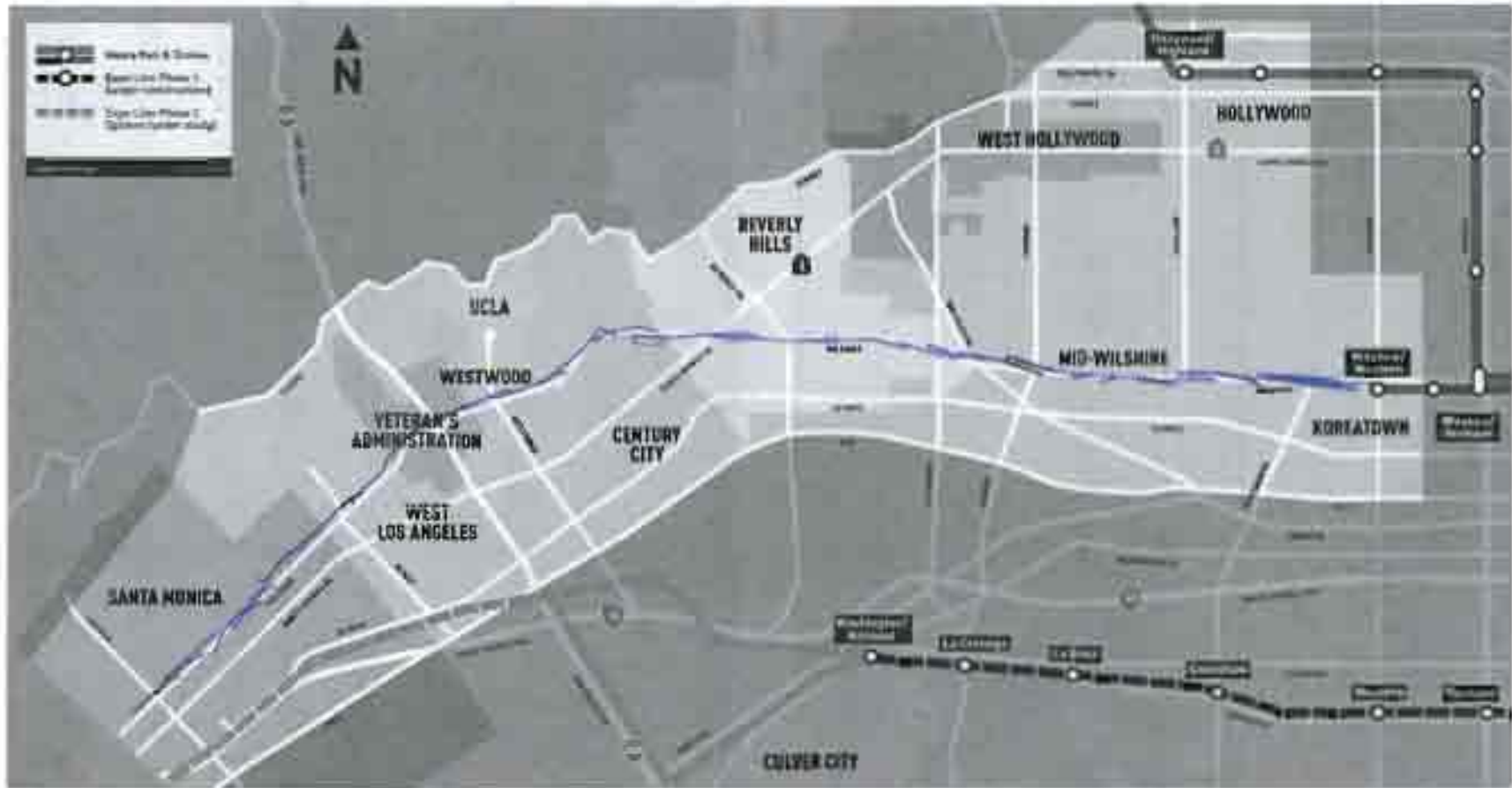
Favor de regresar formulario a:

Dave Mieger, Project Manager, Metro, One Gateway Plaza MS 99-22-5, Los Angeles, CA 90012



Metro

Feel free to indicate where you would like an alignment or stations.
Favor de indicar donde quisiera ver una alineación o estación.





Metro Westside Extension
Transit Corridor

COMMENT FORM

FORMULARIO PARA COMENTARIOS

Name/Nombre: <i>Charles Fontaine</i>	
Organization/ Organización	
Address/Dirección: <i>901 314 St #406, Sun-90403</i>	
Telephone/Teléfono: <i>310-395-8245</i>	Fax:
Email:	

Meeting Venue: Emerson MS Pan Pacific Wilshire UMC Beverly Hills PL Santa Monica PL

Comments/Comentarios:

*Build the system as a subway,
all the way down Wilshire Blvd -
From the Red Line - Westwood Ave
Station, through Mid-wilshire + Beverly Hills.*

*We need to take the Giant
Leap all the way to Santa Monica -
Now. The future generations
100 years from now will thank
our generation for going all the
way to the sea - please -*

Return comment form to:

Favor de regresar formulario a:

Dave Mieger, Project Manager, Metro, One Gateway Plaza MS 99-22-5, Los Angeles, CA 90012

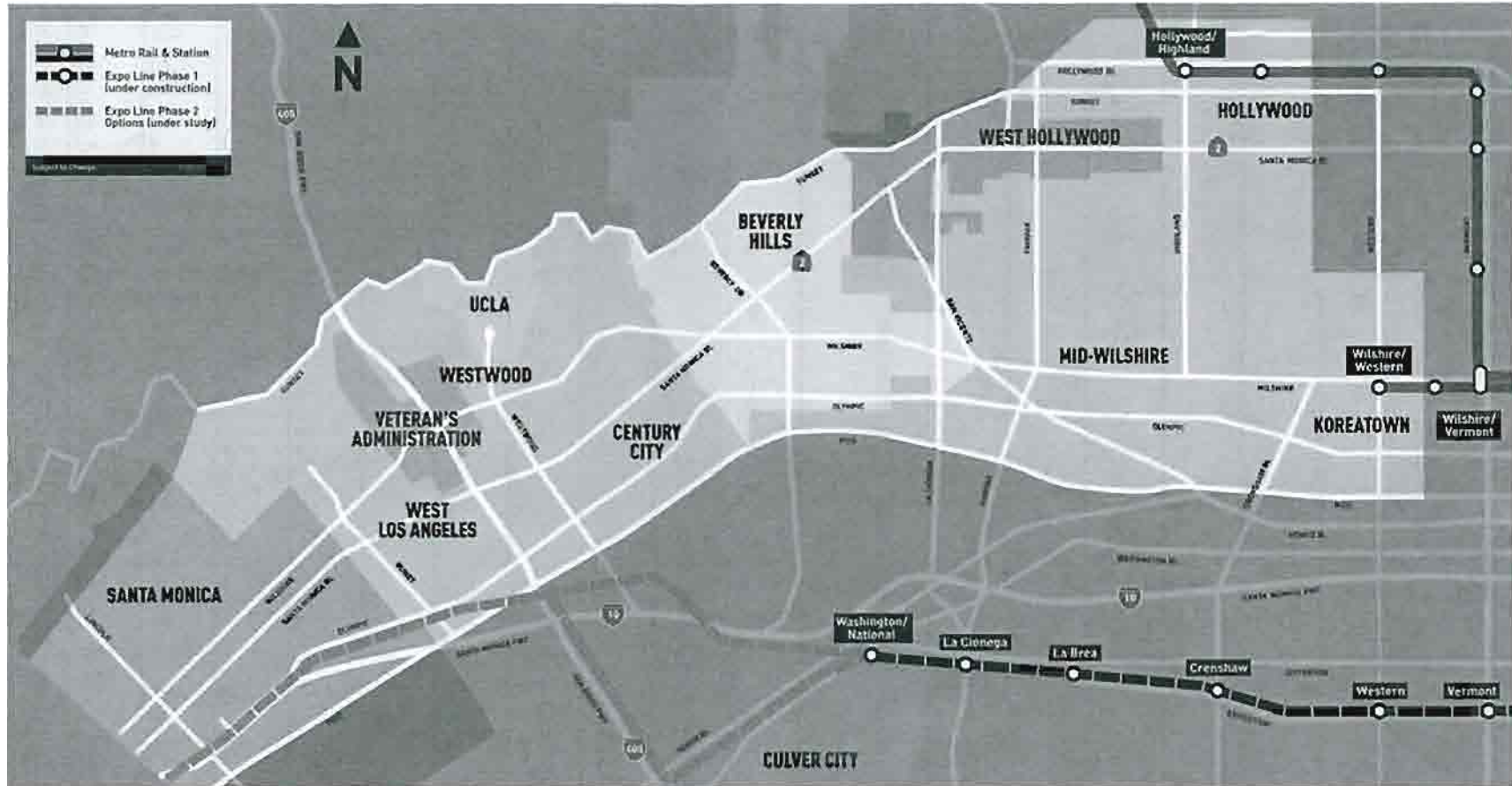


Metro

Don't go half-way -

Let's Build it now - to S.M.

Feel free to indicate where you would like an alignment or stations.
Favor de indicar donde quisiera ver una alineación o estación.





Metro Westside Extension
Transit Corridor

COMMENT FORM

FORMULARIO PARA COMENTARIOS

Name/Nombre: <i>Dr. J. Hennigar.</i>	
Organization/Organización	
Address/Dirección: <i>455 20th Street, Santa Monica, 90402</i>	
Telephone/Teléfono: <i>310-395-1408</i>	Fax:
Email:	

Meeting Venue: Emerson MS Pan Pacific Wilshire UMC Beverly Hills PL Santa Monica PL

Comments/Comentarios:

I feel that it is very important for the subway to go all the way down Wilshire Blvd. to Ocean Avenue - in the City of Santa Monica.

I live in Santa Monica, and need to go to UCLA, and the Good Samaritan Hospital in the Wilshire District. The subway to the sea ~~area~~ will allow me to travel there easily -

Return comment form to:

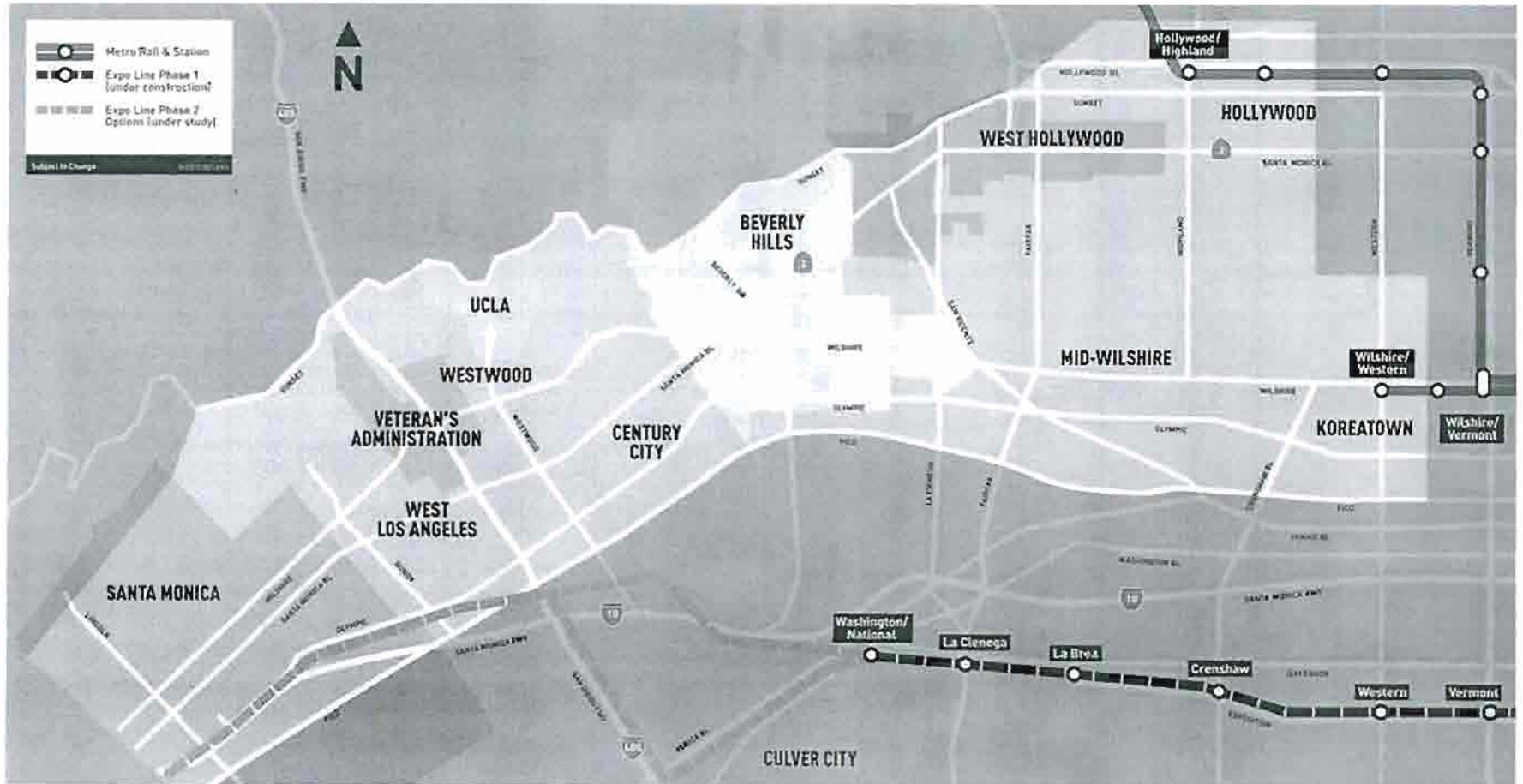
Favor de regresar formulario a:

Dave Mieger, Project Manager, Metro, One Gateway Plaza MS 99-22-5, Los Angeles, CA 90012



Metro

Feel free to indicate where you would like an alignment or stations.
Favor de indicar donde quisiera ver una alineación o estación.





Metro Westside Extension
Transit Corridor

COMMENT FORM

FORMULARIO PARA COMENTARIOS

Name/Nombre: <u>Betty Kuchar.</u>	
Organization/ Organización	
Address/Dirección: <u>458 20th St. S.M. 90402</u>	
Telephone/Teléfono: <u>310-345-1408.</u>	Fax:
Email:	

Meeting Venue: Emerson MS Pan Pacific Wilshire UMC Beverly Hills PL Santa Monica PL

Comments/Comentarios:

please build the subway to the
Sea - All the way to
Santa Monica.

It will serve the
vast populace on west side
that now use the S.M. Freeway
to get to Downtown L.A.
- Go - All the way to
Santa Monica -

Return comment form to:

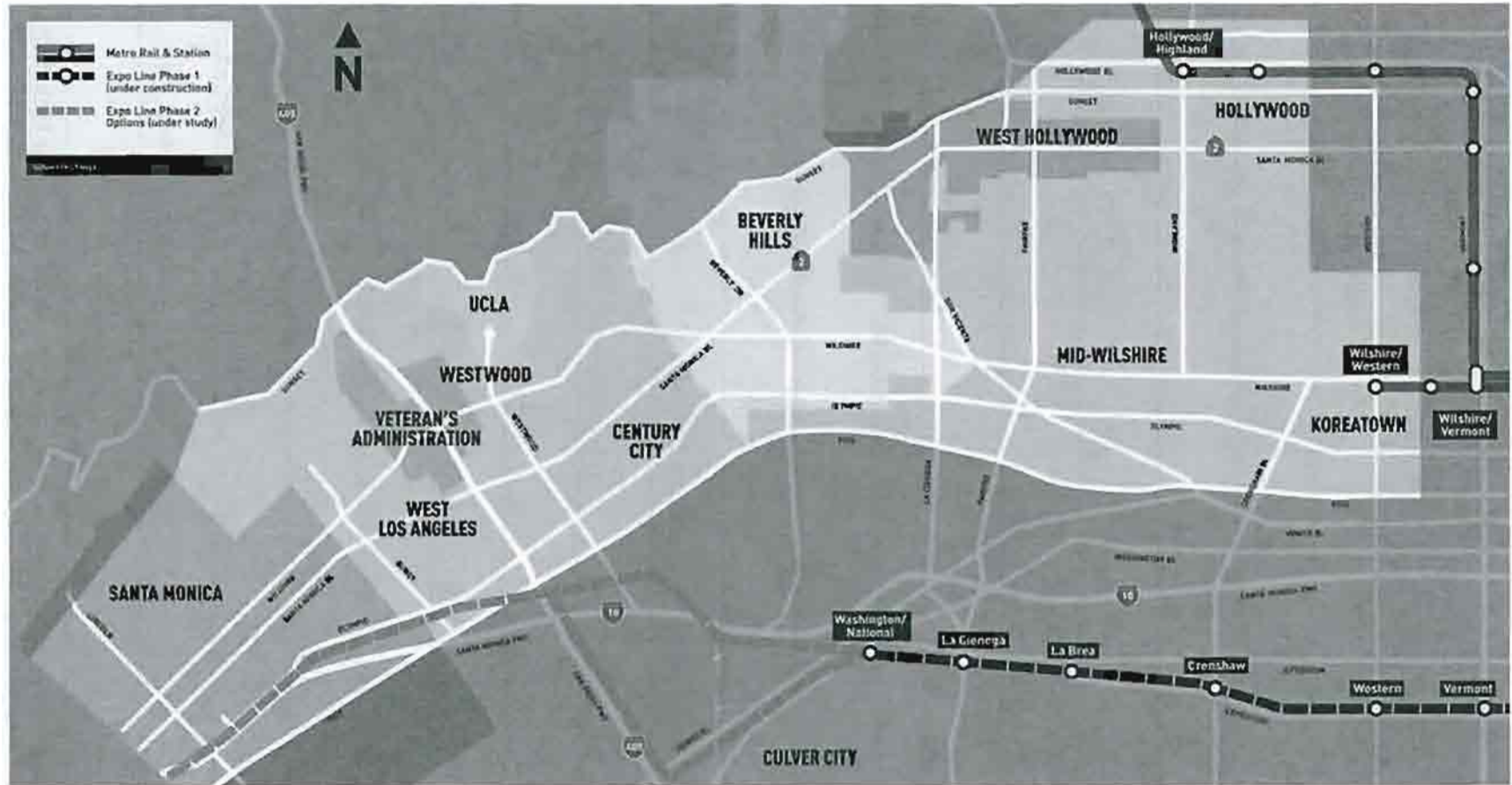
Favor de regresar formulario a:

Dave Mieger, Project Manager, Metro, One Gateway Plaza MS 99-22-5, Los Angeles, CA 90012



Metro

Feel free to indicate where you would like an alignment or stations.
Favor de indicar donde quisiera ver una alineación o estación.





Metro Westside Extension
Transit Corridor

COMMENT FORM

FORMULARIO PARA COMENTARIOS

Name/Nombre: Jaime Friedman	
Organization/ Organización n/a - moving to Westside area in the future	
Address/Dirección: 6664 Smoketree Ave	
Telephone/Teléfono:	Fax:
Email: JaimeMFriedman@gmail.com	

Meeting Venue: Emerson MS Pan Pacific Wilshire UMC Beverly Hills PL Santa Monica PL

Comments/Comentarios:

Is there a way to join the Expo Line w/ the proposed Westside Extension Corridor @ the West end (near ocean)?

I like the idea of having transit below ground (subway).
b/c: moves people faster, aesthetically more pleasing, will decrease traffic above ground.

Also, future studies might include a MTS route to connect Burbank & LAX Airports.

Subways are more reliable & faster than buses

Consider multiple station entrances ~~station~~

Return comment form to:

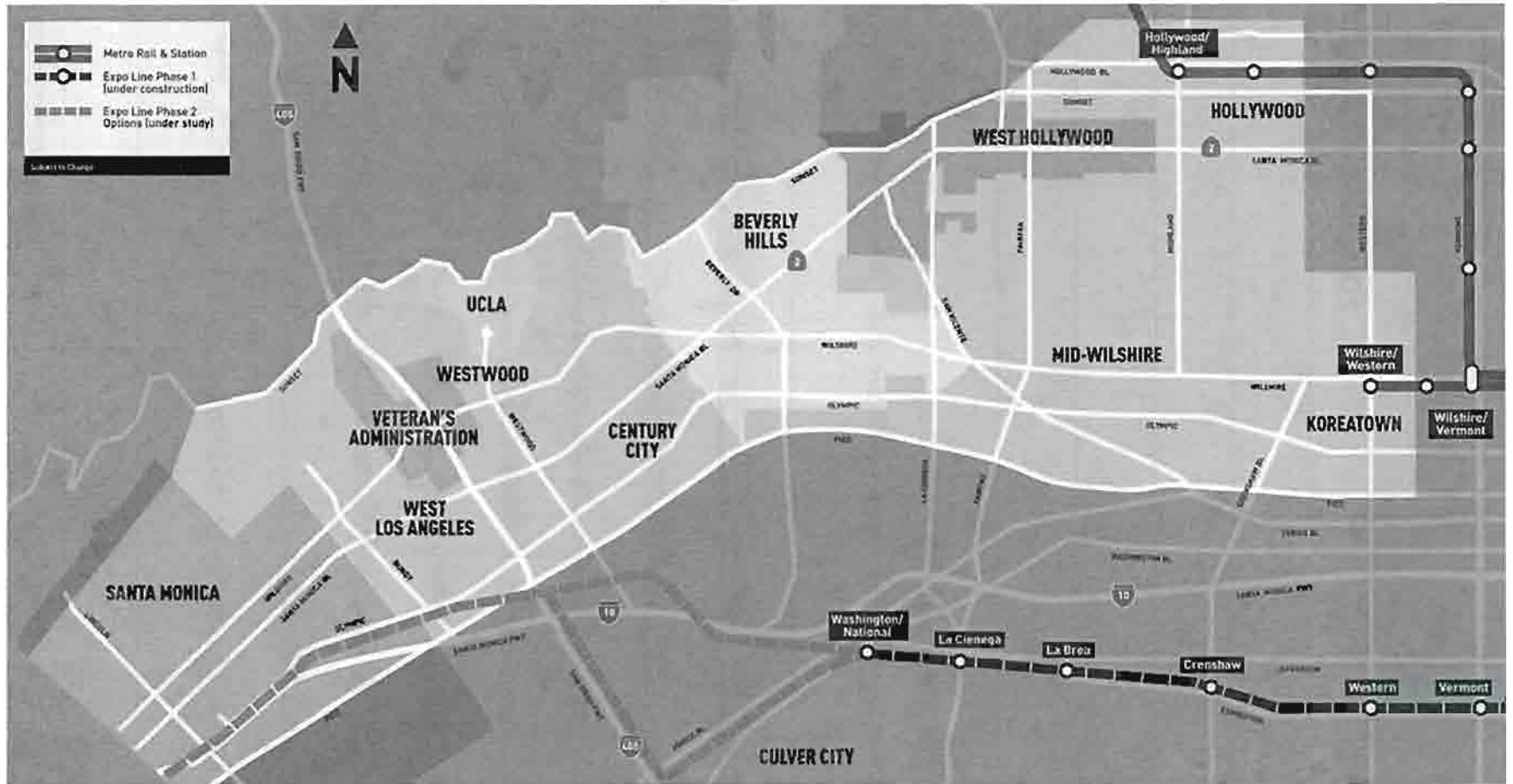
Favor de regresar formulario a:

Dave Mieger, Project Manager, Metro, One Gateway Plaza MS 99-22-5, Los Angeles, CA 90012



Metro

Feel free to indicate where you would like an alignment or stations.
Favor de indicar donde quisiera ver una alineación o estación.





Metro Westside Extension
Transit Corridor

COMMENT FORM

FORMULARIO PARA COMENTARIOS

Name/Nombre: DAVID RUHOFF	
Organization/ Organización I am a transit rider (
Address/Dirección: 124 Catamaran Street #7, MDR, CA 90292	
Telephone/Teléfono: 310-827-5663	Fax:
Email: david.ruhoff@verizon.net	

Meeting Venue: Emerson MS Pan Pacific Wilshire UMC Beverly Hills PL Santa Monica PL

Comments/Comentarios: Expo line to downtown from Santa Monica will be too slow!

Yes, new transit alternatives to serve the west side are needed. To be practical and effective, transit needs to be fast - thus heavy rail subway is preferable to light rail. My first priority is heavy rail from Hollywood/Highland down Santa Monica Blvd, thence all the way to the beach. There is no freeway or fast route from Santa Monica/Venice (Southwest) → (North East) to Hollywood. Second Priority is North-South "Lincoln Corridor" Santa Monica - LAX. Density is probably appropriate for Grade-Separated Light-Rail.

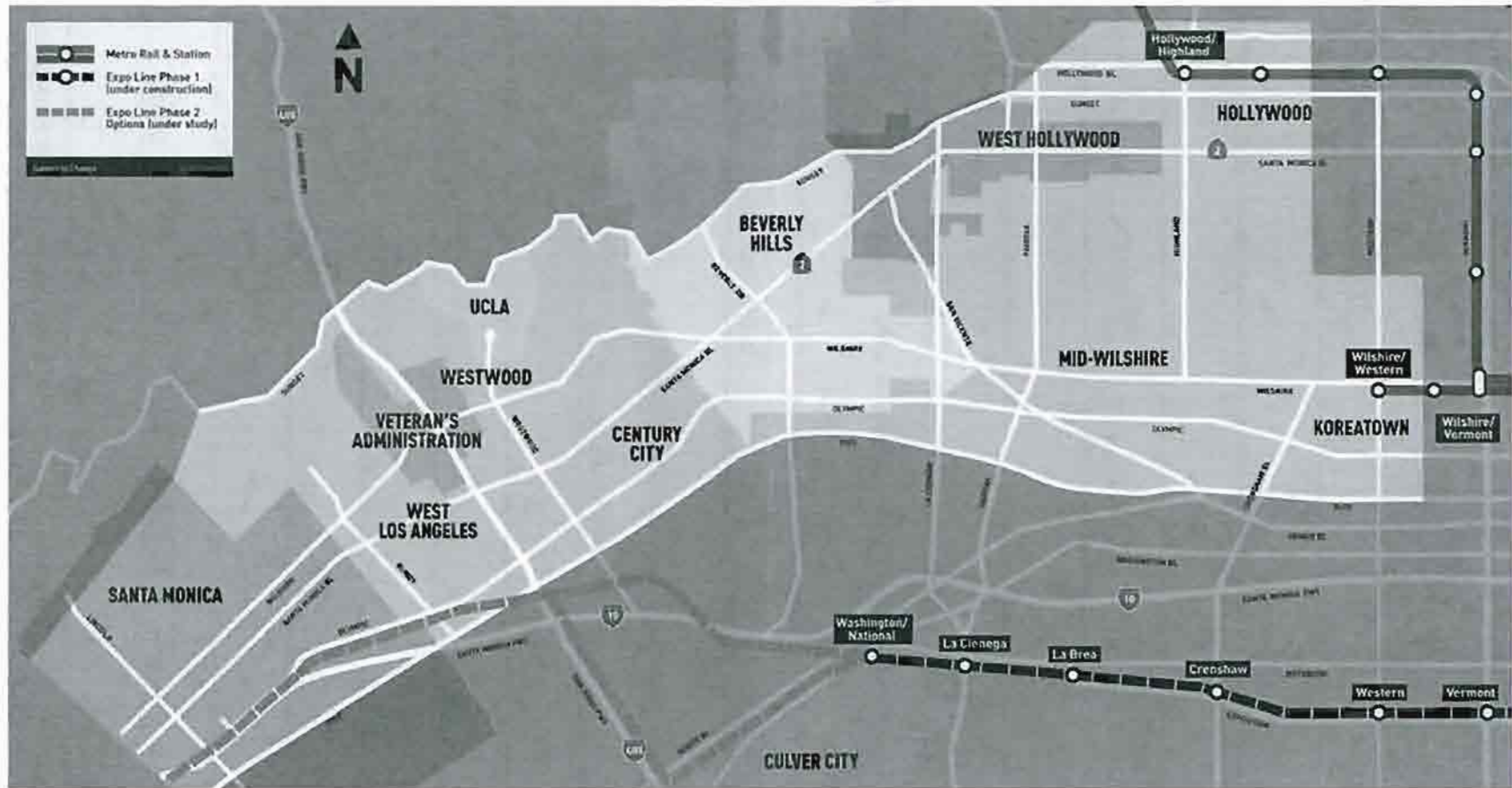
Return comment form to: Dave Mieger, Project Manager, Metro, One Gateway Plaza MS 99-22-5, Los Angeles, CA 90012

Favor de regresar formulario a:



Metro

Feel free to indicate where you would like an alignment or stations.
Favor de indicar donde quisiera ver una alineación o estación.



Metro Westside Extension
Transit Corridor

COMMENT FORM

FORMULARIO PARA COMENTARIOS

Name/Nombre: <i>Mike Schwartz</i>	
Organization/ Organización	
Address/Dirección: <i>2343 Oak St #4 Santa Monica, CA 90405</i>	
Telephone/Teléfono: <i>310-450-0368</i>	Fax:
Email: <i>MikeSchwartz1@gmail.com</i>	

Meeting Venue: Emerson MS Pan Pacific Wilshire UMC Beverly Hills PL Santa Monica PL

Comments/Comentarios:

I think the most important study to be carried out right now is the purple line extension along Wilshire Blvd. The cost will be more than made up for in the long run! This is not the 1980s and the "NIMBY" attitude isn't here anymore. The amount of people going east-west along the 10 would be greatly served by the subway extension. I'm very excited that this possibility is finally coming about & am willing to do anything I can to help make it a reality - Thank You.

Return comment form to:

Dave Mieger, Project Manager, Metro, One Gateway Plaza MS 99-22-5, Los Angeles, CA 90012

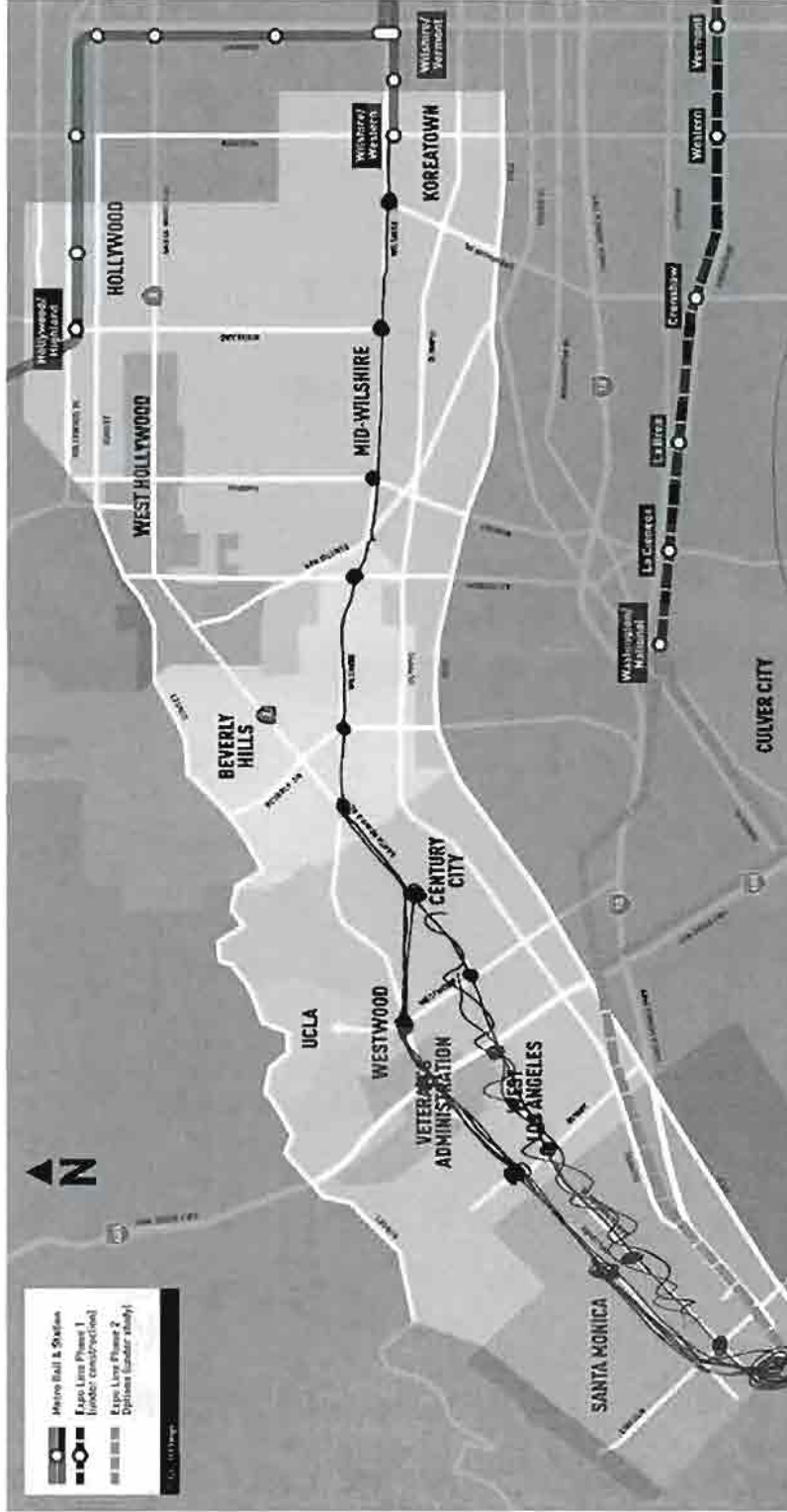
Favor de regresar formulario a:



Metro

Metro Westside Extension Transit Corridor

Westside Extension Transit Corridor Study Area



Combined
terminal?

UNDERGROUND
HARD RAIL





Metro Westside Extension
Transit Corridor

COMMENT FORM

FORMULARIO PARA COMENTARIOS

Name/Nombre: Samantha O'Neil	
Organization/ Organización Santa Monica Chamber	
Address/Dirección: 1234 10th St., Suite 100	
Telephone/Teléfono: 31393-9825 Ext 32	Fax:
Email: govaffaires@smchamber.com	

Meeting Venue: Emerson MS Pan Pacific Wilshire UMC Beverly Hills PL Santa Monica PL

Comments/Comentarios:

Public transit options are greatly needed on the Westside to serve one of the country's most influential job centers. The impacts on our local economy, traffic, quality of life and environment far outweigh the projected cost of the "Subway to the Sea." The Santa Monica Chamber strongly supports the "Subway to the Sea" alternative, including two lines serving job centers West Hollywood, Beverly Hills, Century City, Culver City, UCLA/Westwood/VA and ending along Wilshire Blvd in Santa Monica. Small, bus connector routes should be considered locally to minimize station

Return comment form to:

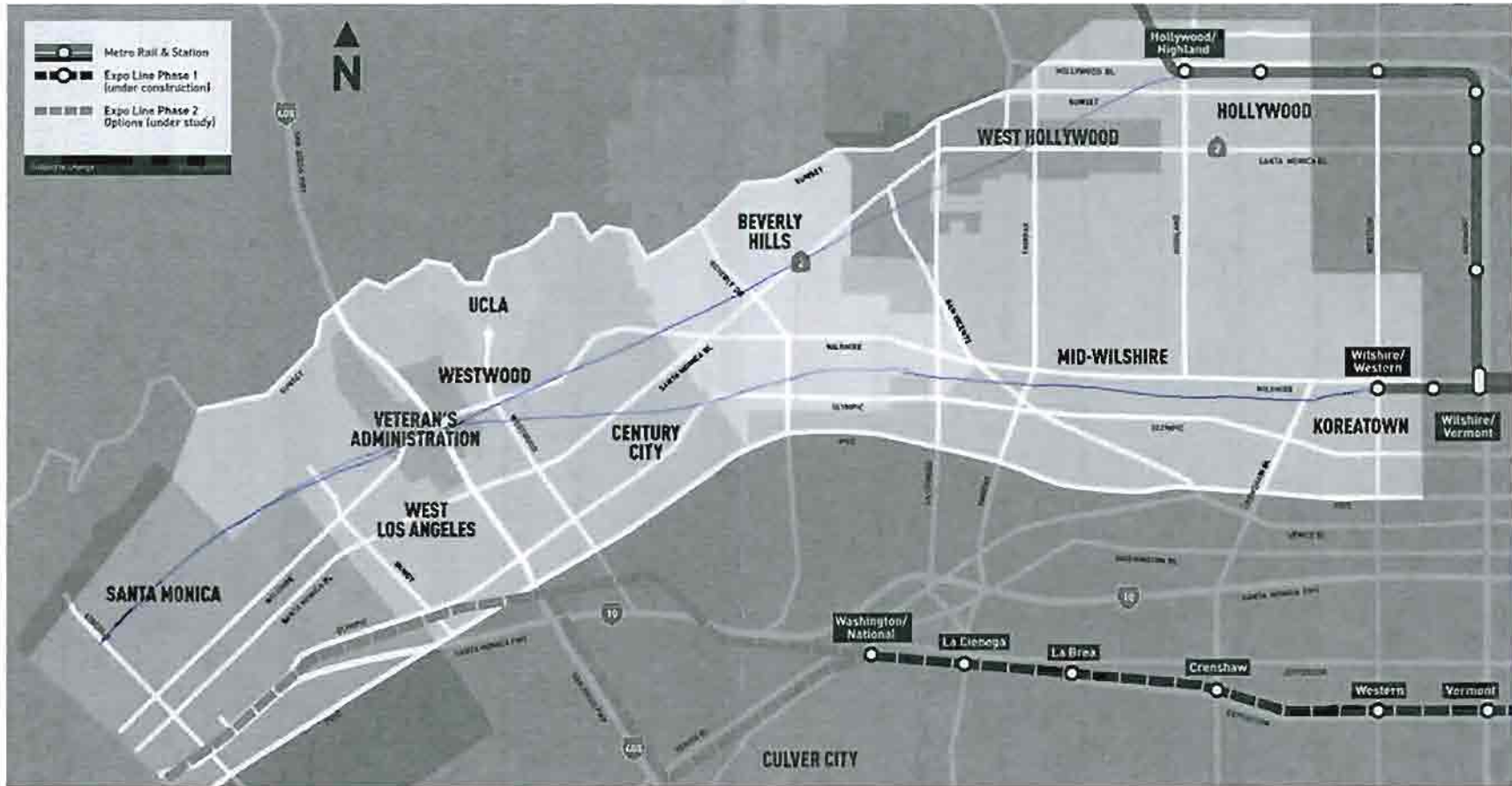
Favor de regresar formulario a:

Dave Mieger, Project Manager, Metro, One Gateway Plaza MS 99-22-5, Los Angeles, CA 90012



Metro location impacts on communities.

Feel free to indicate where you would like an alignment or stations.
Favor de indicar donde quisiera ver una alineación o estación.



Metro Westside Extension
Transit Corridor

COMMENT FORM

FORMULARIO PARA COMENTARIOS

Name/Nombre: Benjamin Urinsky	
Organization/Organización	
Address/Dirección: 1321 Wellesley Ave #3	
Telephone/Teléfono:	Fax:
Email: benurinsky@yahoo.com	

Meeting Venue: Emerson MS Pan Pacific Wilshire UMC Beverly Hills PL Santa Monica PL

Comments/Comentarios

As a resident of west Los Angeles, rail running west along the Wilshire Corridor would be ideal. Traffic has gotten so bad on Wilshire, and taking the 10 Freeway is not much better. I would happily not take my car to work every day so if there was a subway Bus is not much of an alternative to driving, since both get you stuck in traffic. Please build the subway west along the Wilshire Corridor.

Return comment form to: Dave Mieger, Project Manager, Metro, One Gateway Plaza MS 99-22-5, Los Angeles, CA 90012

Favor de regresar formulario a:



Metro



Metro Westside Extension
Transit Corridor

COMMENT FORM

FORMULARIO PARA COMENTARIOS

Name/Nombre:
CAROL SEVILLA

Organization/ Organización:
resident

Address/Dirección:
1719 CALIFORNIA AVE, SANTA MONICA, CA 90403

Telephone/Teléfono: _____ Fax: _____

Email:
carolsevilla@verizon.net

Meeting Venue: Emerson MS Pan Pacific Wilshire UMC Beverly Hills PL Santa Monica PL

Comments/Comentarios:

1) **whether over or underground, make it along Wilshire! Need a stop at ^{area of} 17th/18th/19th ^{from} to serve:**

- (A) St Johns Hospital (20-23rd st)**
- (B) UCLA/SM Hospital (15-16th st)**
- (C) main artery to SMC (20th + 17th)**
- (D) medical community (20th + 15th streets)**
- (E) EMPLOYERS COLLEGE (19th st)**
- (F) convalescent homes (20th, 17th)**

RAISE OUR TAXES. JUST DO IT!

2) **I prefer underground, heavy rail. Faster + better looking on surface. The only solution.**



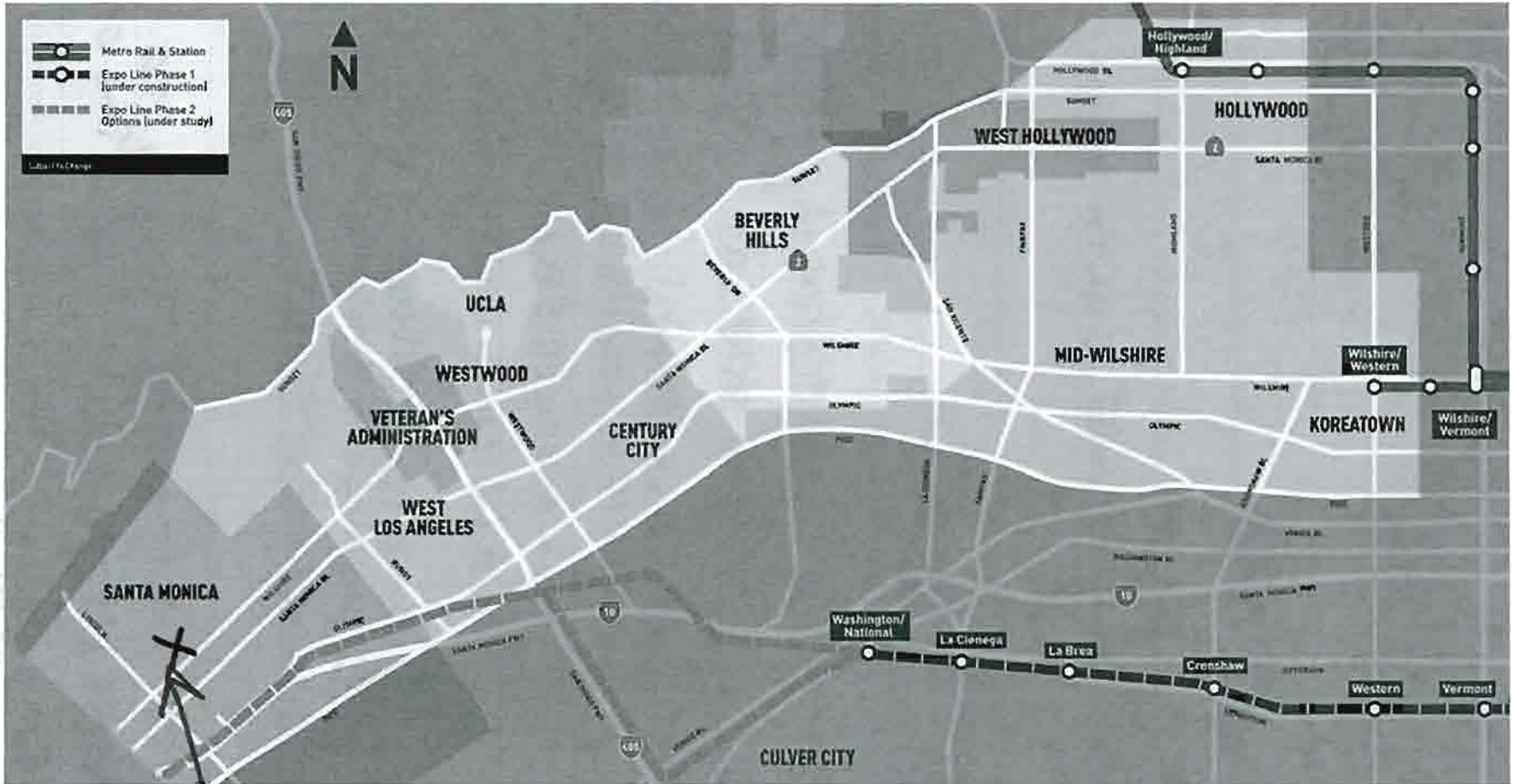
Return comment form to: Dave Mieger, Project Manager, Metro, One Gateway Plaza MS 99-22-5, Los Angeles, CA 90012

Favor de regresar formulario a:

Metro

3) **eventually connect western ends of Wilshire + Expo lines + continue TO LAX**

Feel free to indicate where you would like an alignment or stations.
Favor de indicar donde quisiera ver una alineación o estación.



See reverse
alternative to
26th Street
stop



Metro Westside Extension
Transit Corridor

Speaker Card

Name/Nombre:

Dennis Zane

Organization/Organización:

Subway to the Sea / Santa Monica's for Renters' Rights

Address/Dirección:

2943 Delaware SM

Telephone/Teléfono:

310-570-5870


Fax:

310-582-0093

Email:

dennyzane@aol.com

Please limit your speaking time to 2 minutes per person.
Favot de limitar sus comentarios a 2 minutos por persona.



Metro Westside Extension
Transit Corridor

Speaker Card

Name/Nombre:

Dan Wentzel

Organization/Organización:

Address/Dirección:

1228 10th St. Apt. 3 Santa Monica, CA 90401

Telephone/Teléfono:

310 / 413 - 8653

Fax:

Email:

dantwentzeljr@yahoo.com

Please limit your speaking time to 2 minutes per person.
Favot de limitar sus comentarios a 2 minutos por persona.



Metro Westside Extension
Transit Corridor

Speaker Card

Name/Nombre:

Mike Schwartz

Organization/Organización:

Address/Dirección:

2343 Oak St #4 Santa Monica, CA 90405

Telephone/Teléfono:

310-450-0369

Fax:

Email:

mike.schwartz1@gmail.com

Please limit your speaking time to 2 minutes per person.
Favot de limitar sus comentarios a 2 minutos por persona.



Metro Westside Extension
Transit Corridor

Speaker Card

Name/Nombre:

Joe Natoli

Organization/Organización:

Address/Dirección:

17th


SM

Telephone/Teléfono:

Fax:

Email:

Please limit your speaking time to 2 minutes per person.
Favot de limitar sus comentarios a 2 minutos por persona.



Metro Westside Extension
Transit Corridor

Speaker Card

Name/Nombre:

Annette Colfax

Organization/Organización:

Address/Dirección:

306 Avondale Ave

Telephone/Teléfono:


310 345 2788

Fax:

Email:

colfaxconsulting@earthlink.net

Please limit your speaking time to 2 minutes per person.
Favot de limitar sus comentarios a 2 minutos por persona.



Metro Westside Extension
Transit Corridor

Speaker Card

Name/Nombre:

Joel Comarubias

Organization/Organización:

Address/Dirección:

3455 Lenox, Long Beach 90807

Telephone/Teléfono:

(562) 490-7335

Fax:

Email:

Please limit your speaking time to 2 minutes per person.
Favor de limitar sus comentarios a 2 minutos por persona.



Metro Westside Extension
Transit Corridor

Speaker Card

Name/Nombre:

Ferris Kaur

Organization/Organización:

Address/Dirección:

1798 1/2 Washington Way Venice 90291


Telephone/Teléfono:

310 822-5402

Fax:

Email:

Please limit your speaking time to 2 minutes per person.
Favot de limitar sus comentarios a 2 minutos por persona.



Metro Westside Extension
Transit Corridor

Speaker Card

Name/Nombre:

Bill Pope

Organization/Organización:

~~LA~~

Address/Dirección:

3277 INGLEWOOD BL LA 90066

Telephone/Teléfono:

310 391 3887

Fax:

Email:

BillPope@ATT.net

Please limit your speaking time to 2 minutes per person.
Favot de limitar sus comentarios a 2 minutos por persona.



Metro Westside Extension
Transit Corridor

Speaker Card

Name/Nombre:

Ali Allison

Organization/Organización:

SLGG - Accounting Firm at Westwood/Wilshire

Address/Dirección:

Studio City CA 91604

Telephone/Teléfono:

818-980-0738

Fax:

818-980-1956

Email:

allison_alis@hotmail.com

Please limit your speaking time to 2 minutes per person.
Favot de limitar sus comentarios a 2 minutos por persona.



Metro Westside Extension
Transit Corridor

Speaker Card

Name/Nombre:

Michael Bernheim

Organization/Organización:

Address/Dirección:

2021 4th St. Santa Monica 90405

Telephone/Teléfono:

Fax:

Email:

Please limit your speaking time to 2 minutes per person.
Favot de limitar sus comentarios a 2 minutos por persona.



Metro Westside Extension
Transit Corridor

Speaker Card

Name/Nombre:

Roger Swanson

Organization/Organización:

Address/Dirección:

650 Pacific St #7, SM 90405

Telephone/Teléfono:

310-388-4142

Fax:

Email:

rschwanson@toast.net

Please limit your speaking time to 2 minutes per person.
Favot de limitar sus comentarios a 2 minutos por persona.



Metro Westside Extension
Transit Corridor

Speaker Card

Name/Nombre:

CAROL STEVILLA

Organization/Organización:

SM resident

Address/Dirección:

1719 CALIFORNIA AVENUE, SM 90403

Telephone/Teléfono:

Fax:

Email:

carolsevilla@verizon.net

Please limit your speaking time to 2 minutes per person.
Favot de limitar sus cometarios a 2 minutos por persona.



Metro Westside Extension
Transit Corridor

Speaker Card

Name/Nombre:

ROBERT ROSEBROCK

Organization/Organización:

WLA CHAMBER - WILSHIRE MONORAIL

Address/Dirección:

Telephone/Teléfono:

310-472-2717

Fax:

Email:

Please limit your speaking time to 2 minutes per person.
Favot de limitar sus comentarios a 2 minutos por persona.



Metro Westside Extension
Transit Corridor

Speaker Card

Name/Nombre:

Louise E Firth

Organization/Organización:

Commissioner to Senior Community of S.M.

Address/Dirección:

1331 Berkeley St. SM 90404

Telephone/Teléfono:

310/878-0459

Fax:

Email:

Please limit your speaking time to 2 minutes per person.
Favot de limitar sus comentarios a 2 minutos por persona.



Metro Westside Extension
Transit Corridor

Speaker Card

Name/Nombre:

MICHAEL KLEIN

Organization/Organización:

Address/Dirección:


12424 WILSHIRE #1450, LA 90025

Telephone/Teléfono:

Fax:

Email:

Please limit your speaking time to 2 minutes per person.
Favot de limitar sus comentarios a 2 minutos por persona.



Metro Westside Extension
Transit Corridor

Speaker Card

Name/Nombre:

Jason Weiner

Organization/Organización:

Westside Transportation Partners

Address/Dirección:


Telephone/Teléfono:

Fax:

Email:

jason@westside-la.org

Please limit your speaking time to 2 minutes per person.
Favot de limitar sus cometarios a 2 minutos por persona.



Metro Westside Extension
Transit Corridor

Speaker Card

Name/Nombre:

Jacob Mandelson

Organization/Organización:

Address/Dirección:

400 E California / Pasadena

Telephone/Teléfono:

626-568-2382

Fax:

Email:

jlm-mta@jlm.ofb.net

Please limit your speaking time to 2 minutes per person.
Favot de limitar sus comentarios a 2 minutos por persona.

Left
before
speaking



Metro Westside Extension
Transit Corridor

Speaker Card

Name/Nombre:

EDWARD LEWINSON

Organization/Organización:

Address/Dirección:

8141 WILKINSON AVE NO HOLLYWOOD

Telephone/Teléfono:

818-767-1005

Fax:

Email:

Please limit your speaking time to 2 minutes per person.
Favot de limitar sus comentarios a 2 minutos por persona.



Metro Westside Extension
Transit Corridor

Speaker Card

Name/Nombre:

Russell Brown

Organization/Organización:

DHARC

Address/Dirección:

411 S. Main St #321 LA CA 90013

Telephone/Teléfono:

213-999-0379

Fax:

323-843-9283

Email:

jr2brown@gmail.com

Please limit your speaking time to 2 minutes per person.
Favor de limitar sus comentarios a 2 minutos por persona.



Metro Westside Extension
Transit Corridor

Speaker Card

Name/Nombre:

SAADI HOWELL

Organization/Organización:

Address/Dirección:

806 N. WILSON AVE PASADENA CA

Telephone/Teléfono:

818 259 2636

Fax:

Email:

shpublic-2004@yahoo.com

Please limit your speaking time to 2 minutes per person.
Favot de limitar sus comentarios a 2 minutos por persona.



Metro Westside Extension
Transit Corridor

Speaker Card

Name/Nombre:

Michael Doherty

Organization/Organización:

ULLA

Address/Dirección:

1980 Cummings Dr. Los Angeles, CA 90027

Telephone/Teléfono:

310 926 4543

Fax:

Email:

m2doherty@gmail.com

Please limit your speaking time to 2 minutes per person.
Favot de limitar sus comentarios a 2 minutos por persona.



Metro Westside Extension
Transit Corridor

Speaker Card

Name/Nombre:

Martin Goldstein

Organization/Organización:

Santa Monica College

Address/Dirección:

721 Pine St # B ^{Santa Monica} 90405

Telephone/Teléfono:

310 452 3777

Fax:

" "

Email:

goldstein_martin@smc.edu

Please limit your speaking time to 2 minutes per person.
Favot de limitar sus comentarios a 2 minutos por persona.



Metro Westside Extension
Transit Corridor

Speaker Card

Name/Nombre:

Joe Bayes

Organization/Organización:

Address/Dirección:

701 Kingman Ave

Santa Monica

90402

Telephone/Teléfono:

310 459 6402

Fax:

Email:

jbayes@gmail.com

Please limit your speaking time to 2 minutes per person.
Favot de limitar sus comentarios a 2 minutos por persona.



Metro Westside Extension
Transit Corridor

Speaker Card

Name/Nombre:

ROBERTA ROSSKAM

Organization/Organización:

neighbor Santa Monica

Address/Dirección:

901- 3rd #306, SANTA Monica

Telephone/Teléfono:

310 395 0464

Fax:

310 395 0464

Email:

Rosskam901@yahoo.com

Please limit your speaking time to 2 minutes per person.
Favot de limitar sus comentarios a 2 minutos por persona.



Metro Westside Extension
Transit Corridor

Speaker Card

Name/Nombre:

John Trautmann

Organization/Organización:

Address/Dirección:

1433 Yale St. SW


Telephone/Teléfono:

310 453-1620

Fax:

Email:

Please limit your speaking time to 2 minutes per person.
Favot de limitar sus comentarios a 2 minutos por persona.



Metro Westside Extension
Transit Corridor

Speaker Card

Name/Nombre:

Jeremy Roberson

Organization/Organización:

Address/Dirección:

217 calle miramar unit F

Telephone/Teléfono:

~~530-574-2077~~ 530-574-2077

Fax:

Email:

jrobe@~~gmail~~ gmail

Please limit your speaking time to 2 minutes per person.
Favot de limitar sus comentarios a 2 minutos por persona.



Metro Westside Extension
Transit Corridor

Speaker Card

Name/Nombre:

JIM U'REN

Organization/Organización:

SYNCHROSOFT

Address/Dirección:

404 SAN VICENTE BLVD # 209 SANTA MONICA CA 90402

Telephone/Teléfono:

310 395 4252

Fax:

Email:

juren@ix.netcom.com

Please limit your speaking time to 2 minutes per person.
Favot de limitar sus comentarios a 2 minutos por persona.



Metro Westside Extension
Transit Corridor

Speaker Card

Name/Nombre:

BETSY WHEELER KOLLGAARD

Organization/Organización:

RESIDENT

Address/Dirección:

~~WHEELER~~

429 Santa Monica Blvd #350

Telephone/Teléfono:

310 / 434-2664

Fax:

310 / 451-2720

Email:

Betsy.Kollgaard@smgov.net

Please limit your speaking time to 2 minutes per person.
Favor de limitar sus comentarios a 2 minutos por persona.



Metro Westside Extension
Transit Corridor

Speaker Card

Name/Nombre:

Carol Rordam Rosskam

Organization/Organización:

Sustainable City Task Force

Address/Dirección:

Telephone/Teléfono:

Fax:

Email:

Please limit your speaking time to 2 minutes per person.
Favot de limitar sus comentarios a 2 minutos por persona.