

We're lorem ipsum dolor sit amet consectetur adipiscing.

PROJECT NAME





DRAFT

Welcome

Thank you for joining us.

Agenda

6 pm	Lorem ipsum
6:30 pm	Dolor sit amet
7 pm	Consectetur
7:15 pm	Adipiscing elit
8 pm	Sed di euysnid



Metro

PROJECT NAME

Lorem Ipsum Header

Lorem Ipsum Header

Metro has a plan to make it easier to get around LA. It includes lorem ipsum dolor. This project works to (insert project goal) lorem ipsum lorem.

To consentur autaque doles que vellabo. Ra vent iliquod igendia perrores possinc totates eos dolore exerce raeribu scium, ut vollor sequo voluptaqui denet aruntem ulparum ipidus aut eum.

Lorem Ipsum *Lorem Ipsum*


- > Our brand style is to use the greater-than-sign for listing primary points.
- > Ensure the bulleted text is flush left:
 - Use bullet points for listing secondary points
 - Use bullet points for listing secondary points
- > For the last Primary bullet point, you will want a full space after

Lorem Ipsum *Lorem Ipsum*



- > Our brand style is to use the greater-than-sign for listing primary points.
- > Ensure the bulleted text is flush left:
 - Use bullet points for listing secondary points
 - Use bullet points for listing secondary points
- > For the last Primary bullet point, you will want a full space after



CONCEPT 1



CONCEPT 2



Concept 1

- > Our brand style is to use the greater-than-sign for listing primary points.
- > Ensure the bulleted text is flush left with the symbol hanging on the left.
 - Use bullet points for listing secondary points and indent text
 - Both primary and secondary bullets have a half space after – whereas the Body text style has a full space after
- > For the last Primary bullet point, you will want a full space after, before you go back to regular text

Concept 2

- > Our brand style is to use the greater-than-sign for listing primary points.
- > Ensure the bulleted text is flush left with the symbol hanging on the left.
 - Use bullet points for listing secondary points and indent text
 - Both primary and secondary bullets have a half space after – whereas the Body text style has a full space after
- > For the last Primary bullet point, you will want a full space after, before you go back to regular text


Lorem ipsum dolor sit amet, consectetur adipiscing elit, sed do eiusmod tempor incididunt ut labore et dolore magna aliqua.

Board Content Headline Here

DRAFT


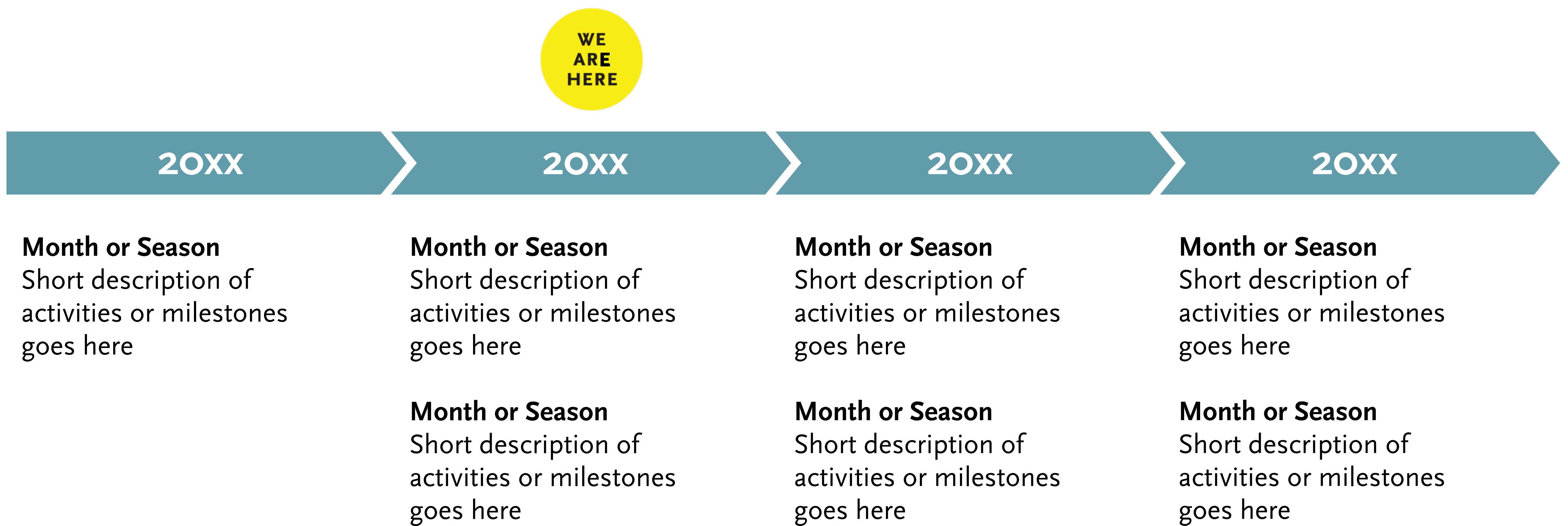
Ullantibus eresseq uatati ventis
dolorerum facepud aeperitat.
Ipsum excepere, quae perunt,
officip icimet int pa dolecus ant.

Project Development Process



Ullantibus eresseq uatati ventis
dolorerum facepud aeperitat.
Ipsum excepere, quae perunt,
officip icimet int pa dolecus ant.

Project Schedule



ONGOING PUBLIC PARTICIPATION

Board Content Headline Here

DRAFT

LIVE AREA FOR CONTENT

Board Content Headline Here

DRAFT



CONTACT US

Volum ipiendis esciisquiate ni quam que pre laborest, audae aceprem aut et voluptis remque consequiaero ipsa audaect orehenecto blata dero conecta testiat faccum rat.



Department
Metro
One Gateway Plaza, MS 99-xx-x
Los Angeles, CA 90012



213.922.xxxx



projectname@metro.net



metro.net/projectname



We're lorem ipsum dolor
sit amet consectetur.

PROJECT NAME





Welcome

Thank you for joining us.

Agenda

- DRAFT**
- 6 pm Open House
 - 6:30 pm Welcome & Presentation
 - 7 pm Q&A
 - 7:15 pm Open House Resumes
 - 8 pm Meeting Concludes

Seria quatem. Ut
apienda quo mi, et,
apel iundaeperum et
quunt. Iducitia verum
veratium comnitatia
conse nobis dollam
ilignatinto to esed
quas ersperit ommodi
quati ut

Project Timeline 54 pt

Il maximintis et
ommodigenis
pernatum, ut acest, od
magnatusandi res ad

Loren Ipsum 54 pt

eos millitas es endelib
erumquiame sandis
ius esecat a qui quam
in nossimagnam
harcia

DRAFT