

**Los Angeles County  
Metropolitan Transportation Authority**

**Crenshaw/LAX  
Project Update  
DBE Program Compliance**

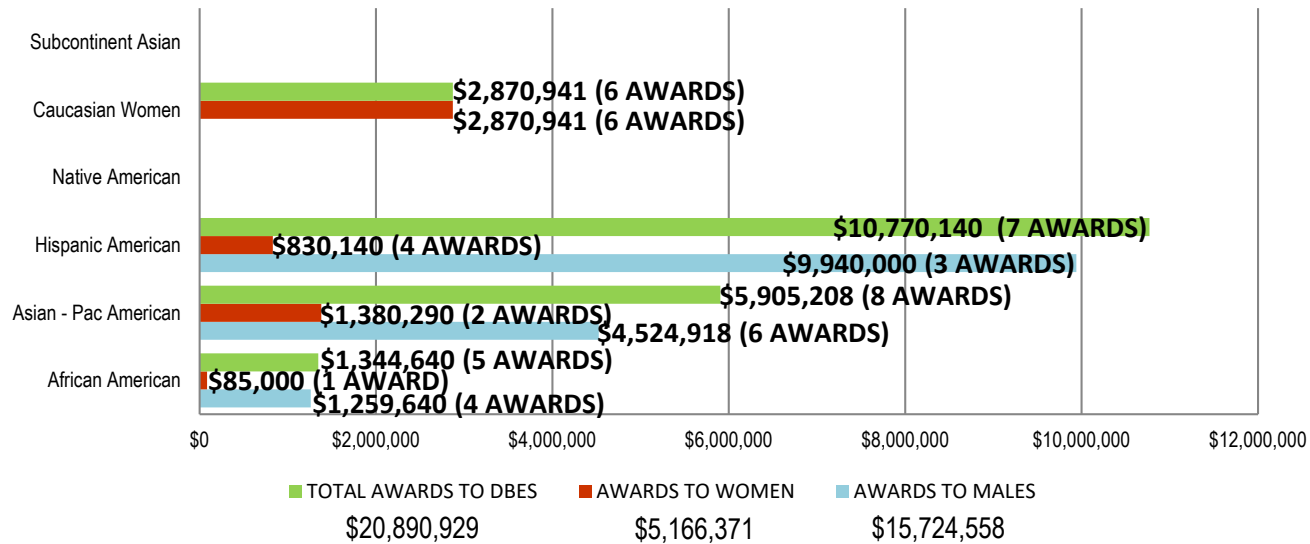
**Reporting Period: December 2018**



**Metro**

# Crenshaw/LAX Status Summary

## Design



**DBE Commitment<sup>1</sup>: 20.00%, \$24,912,763**

**Actual Commitment to Date<sup>2</sup>: 16.79%, \$20,890,929**

**Actual DBE Participation<sup>3</sup>: 24.41%, \$28,870,695**

Commitment<sup>1</sup> = Total DBE Committed Dollars divided by Total Contract Value for Design or Construction

Actual Commitment<sup>2</sup> = Actual Total DBE commitments as Design work is awarded divided by Total Contract Value for Design

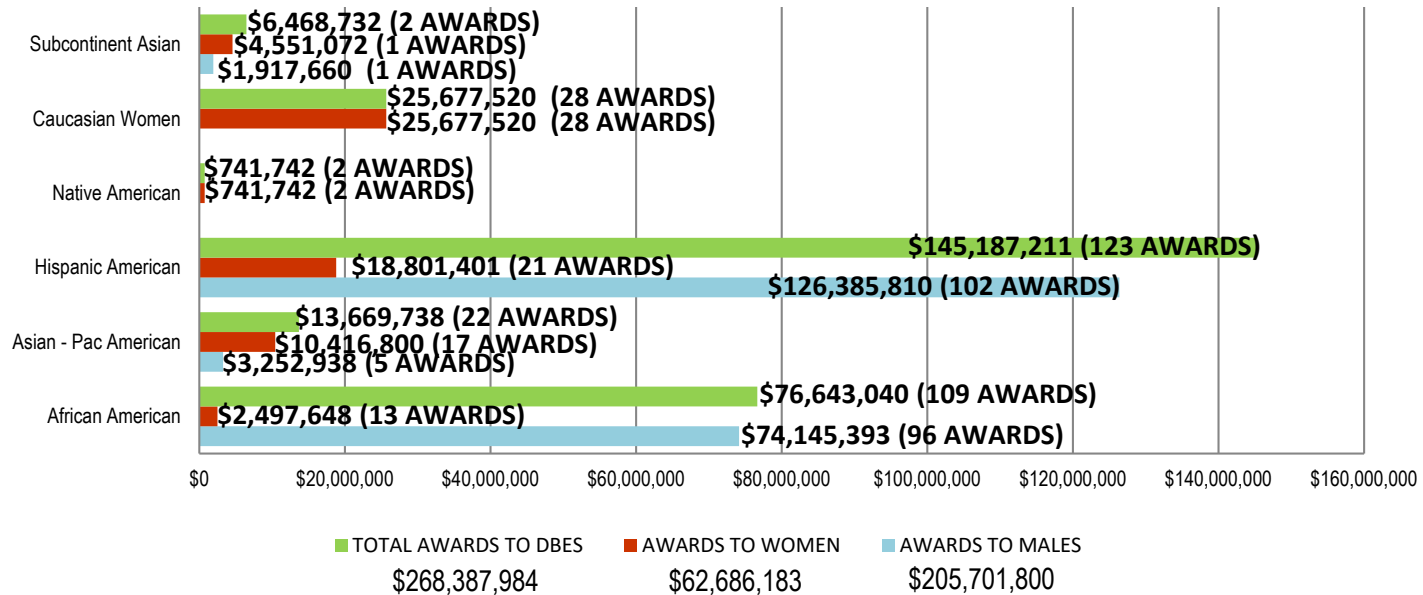
Participation<sup>3</sup> = Total amount paid to date to DBEs divided by the amount paid to date to Prime



**Metro**

# Crenshaw/LAX Status Summary

## Construction



**DBE Commitment<sup>1</sup>: 20.00%, \$257,764,345**

**Actual Commitment to Date<sup>2</sup>: 20.82%, \$268,387,984**

**Actual DBE Participation<sup>3</sup>: 25.72%, \$269,434,040**

Commitment<sup>1</sup> = Total DBE Committed Dollars divided by Total Contract Value for Design or Construction

Actual Commitment<sup>2</sup> = Actual Total DBE commitments as Design work is awarded divided by Total Contract Value for Design

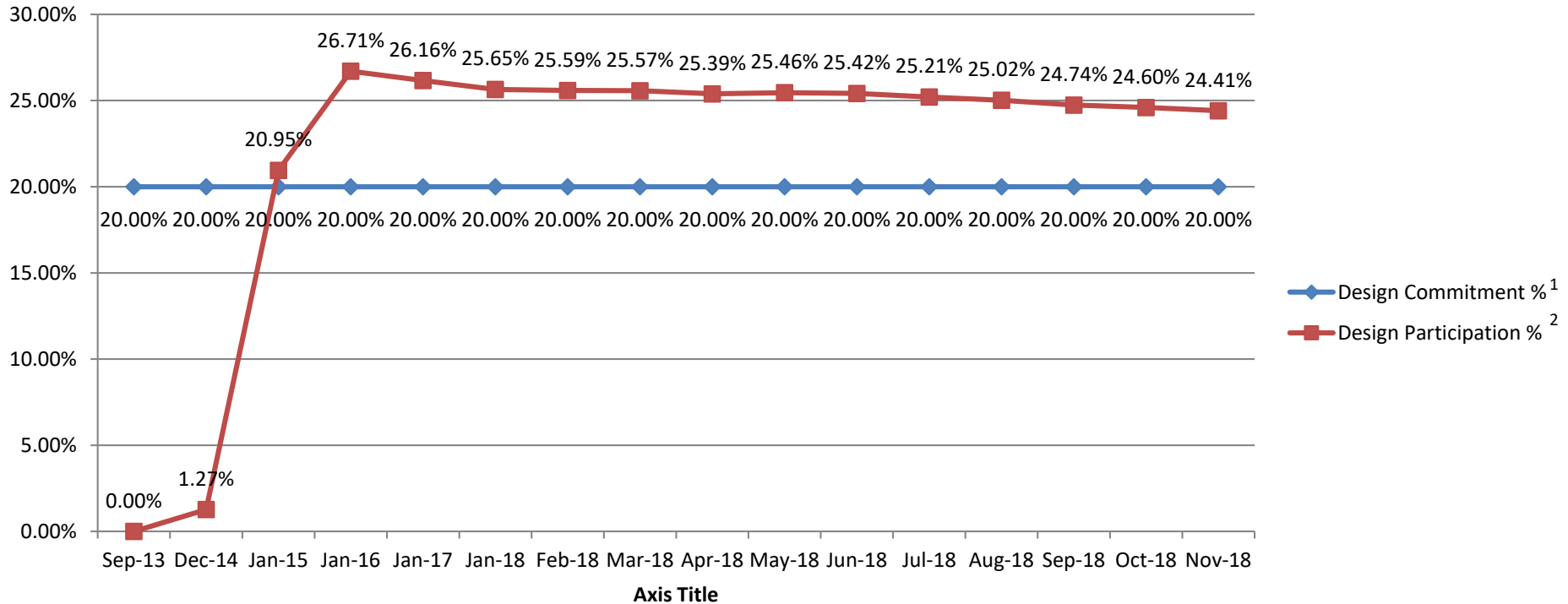
Participation<sup>3</sup> = Total amount paid to date to DBEs divided by the amount paid to date to Prime



**Metro**

# Crenshaw/LAX Status - Design

Percent Complete: 95.00%



Commitment<sup>1</sup> = Current DBE contract commitment divided by current contract value for design  
 Participation<sup>2</sup> = Total amount paid to date to DBEs divided by the amount paid to date to Prime

**Metro**

# Crenshaw/LAX DBE Commitments - Design

	Subcontractor	Scope of Work	Ethnicity	Gender	Original Commitment \$	Current Commitment \$	DBE Commitment %	Current Participation \$	Current Participation <sup>1</sup> %
1	BA Inc.	Utility Engineering	African American	Male	\$500,000.00	\$591,640	0.48%	\$1,035,426	0.88%
2	C & L Drilling Company	Mud Rotary Drilling as per Exhibit A Estimate	Caucasian	Female	\$72,034.90	\$72,035	0.06%	\$77,787	0.07%
3	Cordoba Corporation*	Drainage Design for Roadway Modifications	Hispanic American	Male	\$550,000.00	\$550,000	0.44%	\$1,381,229	1.17%
4	D R Consultants & Designers, Inc.*	Staff augmentation for project utility design and utility coordination	Hispanic American	Female	\$65,000.00	\$65,000	0.05%	\$62,176	0.05%
5	D'Leon Consulting Engineers Corp.	Civil Engineering	Hispanic American	Male	\$500,000.00	\$840,000	0.67%	\$1,561,560	1.32%
6	Finger & Moy, Inc.*	Staff augmentation for project professional architectural design services	Hispanic American	Female	\$250,000.00	\$250,000	0.20%	\$246,292	0.21%
7	FPL & Associates, Inc.*	Civil, Traffic Engineering	Asian-Pacific American	Male	\$400,000.00	\$400,000	0.32%	\$533,284	0.45%
8	G C Tech, Inc.*	Staff augmentation for project CAD and document control services	African American	Female	\$85,000.00	\$85,000	0.07%	\$238,856	0.20%
9	IDC Consulting Engineers, Inc.	Structural Engineering	Asian-Pacific American	Female	\$800,000.00	\$923,290	0.74%	\$1,018,006	0.86%
10	Innovative Engineering Group, Inc.*	Mech/Elec/Plumb	Asian-Pacific American	Male	\$200,000.00	\$224,484	0.18%	\$1,117,241	0.94%
11	Libby Engineers, Inc.	Structural Engineering	Caucasian	Female	\$500,000.00	\$835,240	0.67%	\$1,094,129	0.93%
12	Lynn Capouya, Inc.	Landscape Engineering	Caucasian	Female	\$900,000.00	\$947,566	0.76%	\$1,615,230	1.37%



\*DBEs added after contract award

**Metro**

# Crenshaw/LAX DBE Commitments – Design (cont'd)

	Subcontractor	Scope of Work	Ethnicity	Gender	Original Commitment \$	Current Commitment \$	DBE Commitment %	Current Participation \$	Current Participation <sup>1</sup> %
13	MGE Engineering, Inc.	Structural Engineering	Asian-Pacific American	Male	\$800,000.00	\$1,448,993	1.16%	\$2,033,459	1.72%
14	MLA Green Inc	Landscape Architect	Hispanic American	Female	\$500,000.00	\$500,000	0.40%	\$525,611	0.44%
15	NBA Engineering, Inc.	Mech/Elec/Plumb	Caucasian	Female	\$700,000.00	\$700,000	0.56%	\$821,083	0.69%
16	Parikh Consultants, Inc.		Asian-Pacific American	Male	\$1,187,935.10	\$1,751,441	1.41%	\$2,694,275	2.28%
17	RAW International	Staff augmentation for project professional archetictural design services	African American	Male	\$250,000.00	\$250,000	0.20%	\$330,723	0.28%
18	Sapphos Environmental, Inc.*	Environmental Compliance	Hispanic American	Female	\$15,140.00	\$15,140	0.01%	\$15,140	0.01%
19	Selbert Perkins Design Inc.*	Signage and Wayfinding	Caucasian	Female	\$250,000.00	\$266,100	0.21%	\$342,595	0.29%
20	TEC Management Consultants, Inc.*	Engineering	African American	Male	\$400,000.00	\$400,000	0.32%	\$853,114	0.72%
21	Ted Tokio Tanaka Architects*	Architecture	Asian-Pacific American	Male	\$500,000.00	\$500,000	0.40%	\$500,000	0.42%
22	Togo Systems, Inc.*	Civil Engineering	Asian-Pacific American	Female	\$200,000.00	\$457,000	0.37%	\$726,967	0.61%
23	Universal Reproductions, Inc.*		Caucasian	Female	\$50,000.00	\$50,000	0.04%	\$154,307	0.13%
24	V & A Inc.	Civil Engineering	Hispanic American	Male	\$8,550,000.00	\$8,550,000	6.87%	\$9,757,002	8.25%



\*DBEs added after contract award

**Metro**

# Crenshaw/LAX DBE Commitments – Design (cont'd)

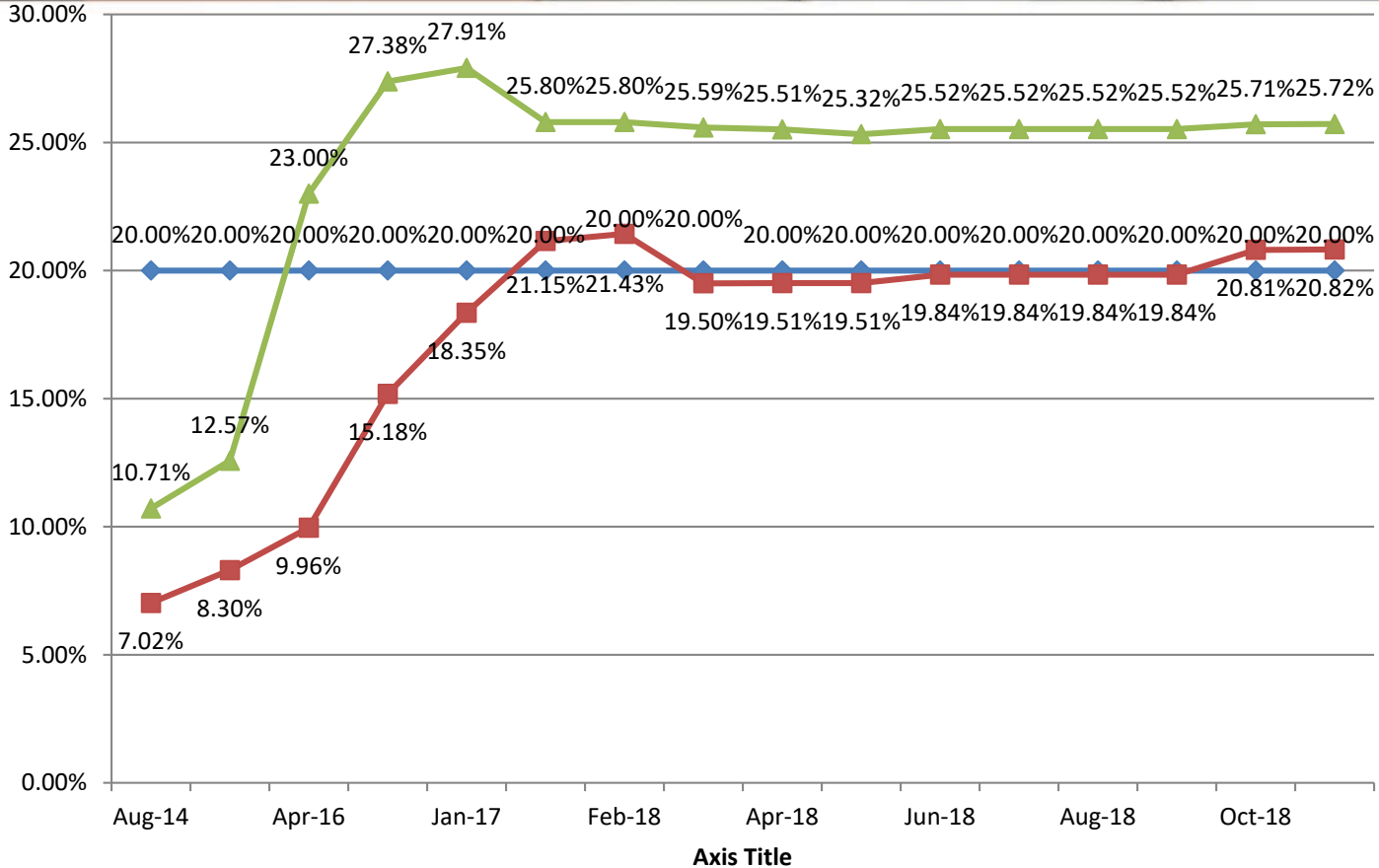
	Subcontractor	Scope of Work	Ethnicity	Gender	Original Commitment \$	Current Commitment \$	DBE Commitment %	Current Participation \$	Current Participation <sup>1</sup> %
25	Y B I Management Services	Office Supply	African American	Male	\$18,000.00	\$18,000	0.01%	\$13,127	0.01%
26	YEI Engineers, Inc.*	Mech/Elec/Plumb	Asian-Pacific American	Male	\$200,000.00	\$200,000	0.16%	\$122,074	0.10%
	<b>Total to Date</b>				<b>\$18,443,110</b>	<b>\$20,890,929</b>	<b>16.78%</b>	<b>\$28,870,695</b>	<b>24.41%</b>



\*DBEs added after contract award

**Metro**

# Crenshaw/LAX Status - Construction



Percent Complete: 81.00%

- ◆ DBE Commitment %<sup>1</sup>
- Current Commitment %<sup>2</sup>
- ▲ Construction Participation %<sup>3</sup>

DBE Commitment<sup>1</sup> = Contract commitment divided by current contract value for construction

Current Commitment<sup>2</sup> – Actual commitments as construction work is awarded

Participation<sup>3</sup> = Total amount paid to date to DBEs divided by the amount paid to date to Prime



**Metro**

# Crenshaw/LAX DBE Commitments – Construction

	Subcontractor	Scope of Work	Ethnicity	Gender	Original Commitment \$	Current Commitment \$	DBE Commitment %	Current Participation \$	Current Participation <sup>1</sup> %
1*	2002 MPH Diversified	Trucking	African American	Male	\$0	\$0	0.00%	\$206,683	0.02%
2*	3531 Trucking	Trucking	Hispanic American	Male	\$0	\$0	0.00%	\$8,520	0.00%
3*	A & J Dump Truck Services	Trucking, Hauling	Hispanic American	Male	\$288,596	\$288,596	0.02%	\$376,581	0.04%
4*	A & M Gentry Trucking	Trucking & Hauling	Caucasian	Female	\$5,389,800	\$5,389,800	0.42%	\$1,937,207	0.18%
5*	A J K Communications	Electrical Installation Contractors	Subcontinent Asian American	Female	\$1,575,795	\$4,551,072	0.35%	\$3,110,834	0.30%
6*	A.Baró's Trucking	Trucking, Hauling	Hispanic American	Female	\$0	\$0	0.00%	\$39,559	0.00%
7*	A.R.M. TRUCKING	Trucking, Hauling	Hispanic American	Male	\$0	\$0	0.00%	\$26,187	0.00%
8*	Abrego Trucking	Trucking	Hispanic American	Male	\$22,931	\$22,931	0.00%	\$19,297	0.00%
9*	Abrego Trucking	Trucking	Hispanic American	Male	\$0	\$0	0.00%	\$17,300	0.00%
10*	AD Improvements, Inc.	Trucking	Hispanic American	Male	\$3,402	\$3,402	0.00%	\$3,062	0.00%
11*	Advantage Demolition & Grading, Inc	Demolition Services	African American	Female	\$39,800	\$70,894	0.01%	\$69,846	0.01%
12	AIR BALANCE CO.,INC.	Air Balance Contractor	Hispanic American	Female	\$42,000	\$42,000	0.00%	\$0	0.00%
13*	Alameda Construction Services, Inc.	Site Concrete	African American	Male	\$13,152	\$13,152	0.00%	\$13,152	0.00%
14*	Alameda Construction Services, Inc.	Track Demo and Removal	African American	Male	\$642,394	\$1,598,273	0.12%	\$1,510,792	0.14%
15*	ALDANA TRUCKING	Trucking	Hispanic American	Male	\$648	\$648	0.00%	\$648	0.00%
16*	Amaro's Trucking	Trucking, Hauling	Hispanic American	Male	\$0	\$0	0.00%	\$186,126	0.02%



\*DBEs added after contract award

**Metro**

# Crenshaw/LAX DBE Commitments – Construction

	Subcontractor	Scope of Work	Ethnicity	Gender	Original Commitment \$	Current Commitment \$	DBE Commitment %	Current Participation \$	Current Participation <sup>1</sup> %
17*	Amaro's Trucking	Hauling	Hispanic American	Male	\$2,005	\$2,005	0.00%	\$2,005	0.00%
18*	AMERC INC.	Concrete and Structural	Caucasian	Female	\$24,600	\$24,600	0.00%	\$77,525	0.01%
19*	Analysis & Solutions Consultants	Noise and Vibration Monitoring	African American	Male	\$474,140	\$645,200	0.05%	\$502,446	0.05%
20*	Anthony & Sons Trucking	Trucking	Hispanic American	Male	\$0	\$0	0.00%	\$49,614	0.00%
21*	Any Day Trucking	Trucking/Hauling	African American	Male	\$0	\$0	0.00%	\$217,809	0.02%
22*	Anytime Dumping, Inc. dba Anytime Trucking Co.	Trucking, Hauling	African American	Male	\$2,784	\$2,784	0.00%	\$2,784	0.00%
23*	Anytime Dumping, Inc. dba Anytime Trucking Co.	Trucking & Material Hauling	African American	Male	-\$8,205,778,384	\$11,050,806	0.86%	\$8,016,152	0.77%
24*	Anytime Dumping, Inc. dba Anytime Trucking Co.	removal of construction spoils and debris	African American	Male	\$27,693	\$27,693	0.00%	\$27,693	0.00%
25*	ARCO TRUCKING CORPORATION	Trucking Hauling	Hispanic American	Male	\$0	\$0	0.00%	\$20,222	0.00%
26*	Armand Consulting, Inc.	Computer Systems design services	Caucasian	Female	\$159,798	\$159,798	0.01%	\$159,798	0.02%
27*	Artnancy Transportation	Trucking	Hispanic American	Female	\$0	\$0	0.00%	\$482,028	0.05%



\*DBEs added after contract award

**Metro**

# Crenshaw/LAX DBE Commitments – Construction

	Subcontractor	Scope of Work	Ethnicity	Gender	Original Commitment \$	Current Commitment \$	DBE Commitment %	Current Participation \$	Current Participation <sup>1</sup> %
28*	AZ Construction, Inc. (dba Ace Fence Company)	Fencing	Hispanic American	Male	\$846,080	\$6,837,816	0.53%	\$389,107	0.04%
29	AZ Construction, Inc. (dba Ace Fence Company)	Temporary Fencing	Hispanic American	Male	\$100,000	\$515,749	0.04%	\$584,552	0.06%
30*	BA Construction, Inc.	Water & Sewer Line & Related Construction	African American	Male	\$1,116,997	\$1,199,161	0.09%	\$990,733	0.09%
31*	BA Construction, Inc.	Install all Ballast Walls	African American	Male	\$249,878	\$249,878	0.02%	\$249,525	0.02%
32	BEVERLY JUN CHRISTENSEN	Furnish DF Fasteners	Asian-Pacific American	Female	\$1,831,574	\$1,831,574	0.14%	\$1,831,574	0.17%
33*	Bravo Pacific, Inc.	Pre-Cast, Tunnel Liners	Hispanic American	Male	\$19,900,000	\$20,429,919	1.59%	\$19,598,332	1.87%
34*	C & L Drilling Company	SPT for ground improvement	Caucasian	Female	\$49,500	\$49,500	0.00%	\$0	0.00%
35*	C & S Early Trucking	Trucking	African American	Male	\$0	\$0	0.00%	\$810	0.00%
36	C J Express	Trucking	African American	Male	\$0	\$0	0.00%	\$382,837	0.04%
37*	C. Bermudez Trucking	Trucking, Hauling	Hispanic American	Male	\$9,850	\$9,850	0.00%	\$17,277	0.00%
38*	C.P.R. Trucking Services, Inc.	Dump Truck, Flatbed Truck, Water Truck	Hispanic American	Female	\$2,400,000	\$2,400,000	0.19%	\$370,091	0.04%
39*	Cabrinha, Hearn & Associates	Land Surveying and Mapping	Hispanic American	Male	\$1,450,062	\$1,450,062	0.11%	\$3,258,252	0.31%
40*	Caliche Trucking	Trucking	Hispanic American	Male	\$0	\$0	0.00%	\$395,981	0.04%
41*	California Testing & Inspections, Inc.	Quality Control Inspection	Hispanic American	Female	\$1,500,000	\$1,500,000	0.12%	\$1,801,957	0.17%



\*DBEs added after contract award

**Metro**

# Crenshaw/LAX DBE Commitments – Construction

	Subcontractor	Scope of Work	Ethnicity	Gender	Original Commitment \$	Current Commitment \$	DBE Commitment %	Current Participation \$	Current Participation <sup>1</sup> %
42*	California Testing & Inspections, Inc.	Quality Control Inspection	Hispanic American	Female	\$802,048	\$802,048	0.06%	\$1,265,804	0.12%
43*	California Trucking	Trucking	Hispanic American	Male	\$0	\$0	0.00%	\$37,096	0.00%
44*	CBass Dirtyworks Trucking, LLC	Trucking Services (Off Haul)	African American	Male	-\$417,148	(\$57,148)	0.00%	\$2,074,799	0.20%
45*	Chepe's Trucking	Trucking/Hauling	Hispanic American	Male	\$0	\$0	0.00%	\$360,826	0.03%
46*	Chido Trucking Inc. dba Chido Trucking	Specialized Freight Trucking, local	Hispanic American	Male	\$0	\$0	0.00%	\$28,748	0.00%
47*	Cindy Trump Inc.	Highway, Street, and Bridge Construction	Caucasian	Female	\$5,675	\$5,675	0.00%	\$5,562	0.00%
48*	Cindy Trump Inc.	Grinding	Caucasian	Female	\$3,200	\$3,200	0.00%	\$0	0.00%
49*	City 2 City Trucking	Trucking	African American	Male	\$0	\$0	0.00%	\$140,328	0.01%
50*	Clean Street Sweeping, Inc.	Trucking	Caucasian	Female	\$0	\$0	0.00%	\$214,874	0.02%
51*	Clean Up America, Inc.	Dumpster Services and Portable Toilets	African American	Male	\$250,000	\$800,000	0.06%	\$508,518	0.05%
52*	Clean Up America, Inc.	Dumpster Services	African American	Male	\$11,340	\$11,340	0.00%	\$12,402	0.00%
53*	Coast Surveying, Inc	Surveying Services	Hispanic American	Male	\$3,000,000	\$4,879,674	0.38%	\$4,808,492	0.46%
54*	Coast Surveying, Inc	Surveying	Hispanic American	Male	\$7,500	\$7,500	0.00%	\$16,691	0.00%
55*	Coco's Trucking	Trucking	Hispanic American	Male	\$0	\$0	0.00%	\$26,408	0.00%
56*	Coleman Construction, Inc.	Tenant Improvements	African American	Female	\$346,798	\$446,002	0.03%	\$398,910	0.04%



\*DBEs added after contract award

**Metro**

# Crenshaw/LAX DBE Commitments – Construction

	Subcontractor	Scope of Work	Ethnicity	Gender	Original Commitment \$	Current Commitment \$	DBE Commitment %	Current Participation \$	Current Participation <sup>1</sup> %
57*	Coleman Construction, Inc.	Duckbank Encasement	African American	Female	\$419,600	\$1,095,676	0.09%	\$1,124,055	0.11%
58*	Coleman Construction, Inc.	Provide saw cutting for potholes and conduit trenches	African American	Female	\$2,800	\$2,800	0.00%	\$24,010	0.00%
59*	Coleman Construction, Inc.	Excavation of duct bank and laterals	African American	Female	\$256,877	\$256,877	0.02%	\$259,842	0.02%
60*	Coleman Construction, Inc.	TPSS Excavation for conduit and ductbanks	African American	Female	\$268,438	\$268,438	0.02%	\$279,577	0.03%
61*	Convenient Trucking	Trucking	Hispanic American	Female	\$0	\$0	0.00%	\$42,444	0.00%
62*	Cook Transport	Trucking, Hauling	African American	Male	\$13,619	\$13,619	0.00%	\$31,888	0.00%
63*	Crenshaw District Trucking & Hauling, LLC	Specialized Freight Trucking	African American	Male	\$0	\$0	0.00%	\$66,009	0.01%
64*	Cuscatlan Trucking, LLC	Trucking, Hauling	Hispanic American	Female	\$20,351	\$20,351	0.00%	\$10,571	0.00%
65*	D A H Trucking	Trucking, Hauling	Hispanic American	Male	\$0	\$0	0.00%	\$7,291	0.00%
66*	D B Trucking	Trucking	African American	Male	\$0	\$0	0.00%	\$225,757	0.02%
67*	D RAWLS TRUCKING COMPANY LLC	Specialized Freight Trucking, local	African American	Male	\$0	\$0	0.00%	\$30,154	0.00%
68*	D4 Trucking	Trucking/Hauling	African American	Male	\$0	\$0	0.00%	\$208,654	0.02%
69*	Daniel's Trucking	Trucking, Hauling	Hispanic American	Male	\$0	\$0	0.00%	\$1,527	0.00%
70*	Davis Blue Print Co., Inc.	Blue Print	Hispanic American	Female	\$3,205	\$3,205	0.00%	\$156,401	0.01%
71*	DC Engineering Group	Temporary Traffic Control Plans & Reports	Subcontinent Asian American	Male	\$75,000	\$1,917,660	0.15%	\$1,721,769	0.16%

\*DBEs added after contract award



**Metro**

# Crenshaw/LAX DBE Commitments – Construction

	Subcontractor	Scope of Work	Ethnicity	Gender	Original Commitment \$	Current Commitment \$	DBE Commitment %	Current Participation \$	Current Participation <sup>1</sup> %
72	DCD Electric Inc	Electrical Transformers	African American	Male	\$62,368	\$64,946	0.01%	\$226,662	0.02%
73*	DCD Electric Inc	Electrical services	African American	Male	\$654,000	\$5,957,126	0.46%	\$5,687,600	0.54%
74*	DCD Electric Inc	Tunnel Boring Machine	African American	Male	\$12,800	\$33,689	0.00%	\$29,849	0.00%
75*	Deborah Dyson Electrical Contractor	Electrical	African American	Female	\$52,000	\$52,000	0.00%	\$52,000	0.00%
76*	Deco Pave, Inc.	Furnish and Install Asphalt Paving	Asian-Pacific American	Male	\$94,325	\$989,900	0.08%	\$1,049,901	0.10%
77*	Dees Burke Engineering Constructors, LLC	Highway Street & Bridge/Specialty Trade	Caucasian	Female	\$265,571	\$265,571	0.02%	\$100,853	0.01%
78*	Del Richardson & Associates, Inc (DRA, Inc)	Consultant	African American	Female	\$266,240	\$304,960	0.02%	\$261,774	0.02%
79*	Dependable Dumping Inc	Trucking/Hauling	African American	Male	\$0	\$0	0.00%	\$264,271	0.03%
80*	Diamond Transport	Trucking	Hispanic American	Male	\$0	\$0	0.00%	\$120,301	0.01%
81*	Doris Trucking, LLC	Trucking, Hauling	African American	Male	\$182,590	\$182,590	0.01%	\$230,763	0.02%
82*	E & AA Trucking	Trucking/Hauling	Hispanic American	Male	\$0	\$0	0.00%	\$409,240	0.04%
83*	E-Nor Innovations, Inc	Traffic Control	African American	Male	\$250,000	\$680,969	0.05%	\$694,636	0.07%
84*	E-Nor Innovations, Inc	Traffic Control Services	African American	Male	\$824	\$824	0.00%	\$65,867	0.01%
85*	E-Nor Innovations, Inc	Traffic Control Services	African American	Male	\$22,020	\$22,020	0.00%	\$22,020	0.00%
86*	EC Applications, LLC	Waterproofing	Hispanic American	Male	\$12,903,811	\$13,236,921	1.03%	\$12,279,089	1.17%



\*DBEs added after contract award

**Metro**

# Crenshaw/LAX DBE Commitments – Construction

	Subcontractor	Scope of Work	Ethnicity	Gender	Original Commitment \$	Current Commitment \$	DBE Commitment %	Current Participation \$	Current Participation <sup>1</sup> %
87*	Edward J Howell Jr	Trucking	African American	Male	\$0	\$0	0.00%	\$84,488	0.01%
88*	El Camino Trucking, Inc.	Trucking	Hispanic American	Male	\$0	\$0	0.00%	\$75,520	0.01%
89*	Ellis Equipment, Inc.	Equipment rentals	Asian-Pacific American	Female	\$9,320	\$9,320	0.00%	\$9,320	0.00%
90*	Ellis Equipment, Inc.	Equipment rentals	Asian-Pacific American	Female	\$30,041	\$30,041	0.00%	\$30,041	0.00%
91*	Ellis Equipment, Inc.	213084F18	Asian-Pacific American	Female	\$37,123	\$37,123	0.00%	\$37,123	0.00%
92*	Ellis Equipment, Inc.	Equipment rentals	Asian-Pacific American	Female	\$141,455	\$141,455	0.01%	\$141,455	0.01%
93*	Ellis Equipment, Inc.	Equipment rentals	Asian-Pacific American	Female	\$53,960	\$53,960	0.00%	\$53,960	0.01%
94	Ellis Equipment, Inc.	Equipment rentals	Asian-Pacific American	Female	\$21,420	\$21,420	0.00%	\$21,420	0.00%
95*	Ellis Equipment, Inc.	K Rail purchase	Asian-Pacific American	Female	\$56,685	\$56,685	0.00%	\$56,685	0.01%
96	Ellis Equipment, Inc.	Equipment rentals	Asian-Pacific American	Female	\$26,841	\$26,841	0.00%	\$26,841	0.00%
97	Ellis Equipment, Inc.	Equipment rentals	Asian-Pacific American	Female	\$41,561	\$41,561	0.00%	\$41,561	0.00%
98*	Ellis Equipment, Inc.	Equipment rentals	Asian-Pacific American	Female	\$36,431	\$36,431	0.00%	\$36,431	0.00%
99*	Ellis Equipment, Inc.	Equipment rentals	Asian-Pacific American	Female	\$10,815	\$10,815	0.00%	\$10,815	0.00%
100*	Ellis Equipment, Inc.	Equipment rentals	Asian-Pacific American	Female	\$30,215	\$30,215	0.00%	\$30,215	0.00%
101*	Epic Level, LLC	Trucking/Hauling	African American	Female	\$0	\$0	0.00%	\$279,972	0.03%



\*DBEs added after contract award

**Metro**

# Crenshaw/LAX DBE Commitments – Construction

	Subcontractor	Scope of Work	Ethnicity	Gender	Original Commitment \$	Current Commitment \$	DBE Commitment %	Current Participation \$	Current Participation <sup>1</sup> %
102*	EW Corporation Industrial Constructors	Steel Drop Drawings	Hispanic American	Male	\$100,000	\$19,286,853	1.50%	\$18,782,551	1.79%
103*	Excelsior Elevator Corp.	Furnish Elevators	Asian-Pacific American	Female	\$4,332,361	\$4,316,309	0.33%	\$1,973,974	0.19%
104*	Excelsior Elevator Corp.	Install and Maintain Elevators	Asian-Pacific American	Female	\$2,989,829	\$3,191,812	0.25%	\$400,320	0.04%
105*	Fariba Nation Consulting	Develop Systems Integration Test Plan	Caucasian	Female	\$74,550	\$1,893,830	0.15%	\$595,702	0.06%
106*	Fine Grade Equipment, Inc.	Operated Equipment	Native American	Female	\$200,000	\$200,000	0.02%	\$34,713	0.00%
107*	Flores Construction	Equipment Rental and Labor	Hispanic American	Male	\$21,640	\$21,640	0.00%	\$21,640	0.00%
108*	Fortino Trucking	Trucking	Hispanic American	Male	\$0	\$0	0.00%	\$8,256	0.00%
109*	Frank Walter's Trucking	Trucking, Hauling	Hispanic American	Male	\$0	\$0	0.00%	\$14,277	0.00%
110*	Freeway Trucking Company	Trucking	African American	Male	\$0	\$0	0.00%	\$11,144	0.00%
111*	Freight Kings	Specialized Freight Trucking	African American	Male	\$0	\$0	0.00%	\$48,076	0.00%
112*	fs3, Inc. dba fs3/Hodges	Scheduling	Hispanic American	Male	\$35,000	\$360,500	0.03%	\$313,275	0.03%
113*	Fuller Trucking	Specialized Freight Trucking	African American	Male	\$0	\$0	0.00%	\$0	0.00%
114*	G & C Equipment Corp	Construction Supplies	African American	Male	\$1,740,103	\$1,740,103	0.14%	\$649,118	0.06%
115*	G & C Equipment Corp	Steel Beam Supply	African American	Male	\$6,578,707	\$10,294,089	0.80%	\$10,311,007	0.98%
116*	G & C Equipment Corp	Steel Beams - Skyline Steel	African American	Male	\$1,195,358	\$1,652,191	0.13%	\$1,652,189	0.16%



\*DBEs added after contract award

**Metro**

# Crenshaw/LAX DBE Commitments – Construction

	Subcontractor	Scope of Work	Ethnicity	Gender	Original Commitment \$	Current Commitment \$	DBE Commitment %	Current Participation \$	Current Participation <sup>1</sup> %
117*	G & C Equipment Corp	Guideway Materials	African American	Male	\$89,544	\$89,544	0.01%	\$89,544	0.01%
118*	G & C Equipment Corp	Furnish Bonded Insulated Joint Kits	African American	Male	\$34,257	\$34,459	0.00%	\$34,459	0.00%
119*	G & C Equipment Corp	Furnish Steel Beams (Brown Strauss)	African American	Male	\$92,762	\$122,875	0.01%	\$122,875	0.01%
120*	G & C Equipment Corp	Octagon Flare Materials	African American	Male	\$18,183	\$47,582	0.00%	\$40,255	0.00%
121*	G & C Equipment Corp	Furnish Sanitary Sewer Pump - Carter Pump	African American	Male	\$522,203	\$522,203	0.04%	\$496,093	0.05%
122*	G & C Equipment Corp	Furnish Concrete Ties - LB Foster	African American	Male	\$232,337	\$232,337	0.02%	\$243,857	0.02%
123*	G & C Equipment Corp	Purchasing Manager on site	African American	Male	\$154,930	\$265,451	0.02%	\$249,729	0.02%
124*	G & C Equipment Corp	Purchasing Agents	African American	Male	\$135,200	\$196,836	0.02%	\$194,732	0.02%
125*	G & C Equipment Corp	CCC Steel - SOE Temporary Steel	African American	Male	\$34,259	\$1,529,710	0.12%	\$1,129,726	0.11%
126*	G & C Equipment Corp	Precast Concrete Deck Panels	African American	Male	\$2,144,524	\$2,774,258	0.22%	\$2,763,721	0.26%
127*	G & C Equipment Corp	Supplier	African American	Male	\$223,235	\$223,235	0.02%	\$152,518	0.01%
128*	G. O. Rodriguez Trucking, Inc.	Off-site Hauling of Construction Debris	Hispanic American	Male	\$33,934	\$33,934	0.00%	\$0	0.00%
129*	G. O. Rodriguez Trucking, Inc.	hauling spoils and debris	Hispanic American	Male	\$32,686	\$32,686	0.00%	\$32,686	0.00%
130*	G. O. Rodriguez Trucking, Inc.	Trucking, Hauling	Hispanic American	Male	\$13,129	\$13,129	0.00%	\$19,119	0.00%
131*	G. O. Rodriguez Trucking, Inc.	Trucking - Off Site Hauling	Hispanic American	Male	\$10,497	\$10,497	0.00%	\$10,497	0.00%



\*DBEs added after contract award

**Metro**

# Crenshaw/LAX DBE Commitments – Construction

	Subcontractor	Scope of Work	Ethnicity	Gender	Original Commitment \$	Current Commitment \$	DBE Commitment %	Current Participation \$	Current Participation <sup>1</sup> %
132*	Gant Trucking	Trucking	African American	Male	\$0	\$0	0.00%	\$295,652	0.03%
133*	GDS INDUSTRIES. INC.	Electrical & Signals Supplier	Caucasian	Female	\$989,265	\$989,265	0.08%	\$512,374	0.05%
134*	GDS INDUSTRIES. INC.	Pull/Splice Boxes	Caucasian	Female	\$73,386	\$73,386	0.01%	\$0	0.00%
135*	Global Transloading, LLC	transportation & disposal of Contaminated soils	Hispanic American	Female	\$140,053	\$6,596,879	0.51%	\$6,250,816	0.60%
136*	Global Transloading, LLC	Trucking and Hauling	Hispanic American	Female	\$6,545	\$6,545	0.00%	\$8,698	0.00%
137*	GM Trucking	Trucking/Hauling	African American	Male	\$0	\$0	0.00%	\$215,028	0.02%
138*	Green Boy Inc	Trucking/Hauling	African American	Male	\$0	\$0	0.00%	\$76,779	0.01%
139*	GW Civil Constructors, Inc.	Install Wales, Lookout Stiffeners, T-Paks and Struts	African American	Male	\$3,452,933	\$15,908,734	1.23%	\$13,840,715	1.32%
140*	GW Civil Constructors, Inc.	Pre-Construction Design Review & Planning for Underground 3	African American	Male	\$327,600	\$307,073	0.02%	\$2,065,109	0.20%
141*	H & L Dump Service	Trucking	Hispanic American	Male	\$0	\$0	0.00%	\$577,739	0.06%
142*	H.P. Haul & Dump, Inc.	Trucking	African American	Male	\$0	\$0	0.00%	\$611,155	0.06%
143*	HBA Trucking	Trucking, Hauling	Hispanic American	Male	\$0	\$0	0.00%	\$524	0.00%
144*	HBA Trucking	Specialized Freight Trucking, local	Hispanic American	Male	\$0	\$0	0.00%	\$22,288	0.00%
145*	HBA Trucking	Trucking	Hispanic American	Male	\$0	\$0	0.00%	\$8,720	0.00%
146*	HD Trucking	Trucking	Hispanic American	Male	\$0	\$0	0.00%	\$53,944	0.01%



\*DBEs added after contract award

**Metro**

# Crenshaw/LAX DBE Commitments – Construction

	Subcontractor	Scope of Work	Ethnicity	Gender	Original Commitment \$	Current Commitment \$	DBE Commitment %	Current Participation \$	Current Participation <sup>1</sup> %
147	* Herrera Bros. Trucking Corp.	Trucking, Hauling	Hispanic American	Male	\$65,667	\$65,667	0.01%	\$44,219	0.00%
148	* Hubcity Trucking, LLC	Specialized Freight Trucking, local	African American	Male	\$0	\$0	0.00%	\$140,758	0.01%
149	* Hugos Trucking	Trucking	Hispanic American	Male	\$0	\$0	0.00%	\$49,576	0.00%
150	* IFVG Enterprise LLC	Trucking and Hauling	African American	Male	\$269,892	\$269,892	0.02%	\$502,571	0.05%
151	* Inspection Services, Inc. (ISI)	Material testing and inspection services	Asian-Pacific American	Female	\$573,193	\$573,193	0.04%	\$554,697	0.05%
152	* Integrity Rebar Placers, Inc.	Rebar	Hispanic American	Male	\$24,951,985	\$33,234,626	2.58%	\$42,339,614	4.04%
153	* Integrity Rebar Placers, Inc.	Rebar	Hispanic American	Male	\$5,089,924	\$8,978,540	0.70%	\$8,358,286	0.80%
154	* J P and Concepts Co.	Design, Furnish and Deliver Special Trackwork	Caucasian	Female	\$3,874,432	\$4,313,280	0.33%	\$4,235,064	0.40%
155	* J P Sepulveda Trucking	Trucking	Hispanic American	Male	\$0	\$0	0.00%	\$44,744	0.00%
156	* J. C. Martinez Trucking	Trucking	Hispanic American	Male	\$0	\$0	0.00%	\$43,935	0.00%
157	* JAMES 008 TRUCKING	Trucking, Hauling	Hispanic American	Male	\$0	\$0	0.00%	\$31,137	0.00%
158	* JC Trucking	Trucking/Hauling	Hispanic American	Male	\$0	\$0	0.00%	\$188,136	0.02%
159	* JCB Trucking	Trucking	Hispanic American	Male	\$5,832	\$5,832	0.00%	\$13,997	0.00%
160	* JCB Trucking	Trucking/Hauling	Hispanic American	Male	\$0	\$0	0.00%	\$102,039	0.01%
161	* Jet Drilling, Inc.	Soil Preparation Services	Hispanic American	Male	\$107,240	\$107,240	0.01%	\$107,240	0.01%



\*DBEs added after contract award

**Metro**

# Crenshaw/LAX DBE Commitments – Construction

	Subcontractor	Scope of Work	Ethnicity	Gender	Original Commitment \$	Current Commitment \$	DBE Commitment %	Current Participation \$	Current Participation <sup>1</sup> %
162*	JJRuby's Transport, LLC	Trucking	Hispanic American	Male	\$20,598	\$20,598	0.00%	\$43,908	0.00%
163*	Jo Jo's Trucking Inc.	Trucking	Hispanic American	Male	\$0	\$0	0.00%	\$127,738	0.01%
164*	Joe G. Trucking	Trucking	Hispanic American	Male	\$0	\$0	0.00%	\$4,224	0.00%
165*	JRO Trucking	Trucking/Hauling	Hispanic American	Male	\$0	\$0	0.00%	\$289,311	0.03%
166*	Jus Dumpin LLC	Trucking	African American	Male	\$36,073	\$36,073	0.00%	\$36,026	0.00%
167*	Jus Dumpin LLC	Trucking	African American	Male	\$0	\$0	0.00%	\$106,815	0.01%
168*	KeKe B. Enterprise, Inc. dba KeKe B. Trucking	Specialized Freight Trucking	African American	Female	\$0	\$0	0.00%	\$52,326	0.00%
169*	KIR Trucking	Trucking	African American	Male	\$0	\$0	0.00%	\$387,202	0.04%
170*	KLP Commercial, LLC	Concrete Crossing Panels	Native American	Female	\$494,335	\$541,742	0.04%	\$427,370	0.04%
171*	L & T Enterprize	Trucking	African American	Male	\$0	\$0	0.00%	\$491,639	0.05%
172*	L S Trucking	Trucking	Hispanic American	Male	\$0	\$0	0.00%	\$28,616	0.00%
173*	L.A.C. Motor Enterprises, Inc.	Trucking, Hauling	Hispanic American	Female	\$600,200	\$600,200	0.05%	\$4,021,031	0.38%
174*	LAMARRS TRUCKING CO., INC.	Trucking, Hauling	African American	Male	\$0	\$0	0.00%	\$0	0.00%
175	LB Trucking Services LLC	Specialized Freight Trucking	African American	Female	\$0	\$0	0.00%	\$35,717	0.00%
176	LB Trucking Services LLC	Trucking/Hauling	African American	Female	\$0	\$0	0.00%	\$206,221	0.02%



\*DBEs added after contract award

**Metro**

# Crenshaw/LAX DBE Commitments – Construction

	Subcontractor	Scope of Work	Ethnicity	Gender	Original Commitment \$	Current Commitment \$	DBE Commitment %	Current Participation \$	Current Participation <sup>1</sup> %
177*	Leading Edge Trucking, Inc.	Trucking/Hauling	African American	Male	\$0	\$0	0.00%	\$115,874	0.01%
178*	Lee Andrews Group	Public Affairs Consulting	Hispanic American	Female	\$130,719	\$130,719	0.01%	\$130,719	0.01%
179*	Lejend Corporation	Trucking/Hauling	African American	Male	\$0	\$0	0.00%	\$108,317	0.01%
180*	Lowers Welding & Fabrication, Inc.	Furnish Material Specialized trades	Caucasian	Female	\$926,620	\$926,620	0.07%	\$1,022,307	0.10%
181*	Lowers Welding & Fabrication, Inc.	Manufacturer of Steel	Caucasian	Female	\$1,440,000	\$1,440,000	0.11%	\$2,290,811	0.22%
182*	Lowers Welding & Fabrication, Inc.	Track Beams - Tunnel Station	Caucasian	Female	\$79,957	\$67,908	0.01%	\$0	0.00%
183*	Lowers Welding & Fabrication, Inc.	Furnish & Deliver 66 inch Hobas Sewer Line Material	Caucasian	Female	\$179,294	\$179,294	0.01%	\$5,249,479	0.50%
184*	Lowers Welding & Fabrication, Inc.	Permanent Tunnel Hand-railing Material	Caucasian	Female	\$131,376	\$131,376	0.01%	\$131,376	0.01%
185*	Lowers Welding & Fabrication, Inc.	Picket Fence for Pedestrian Underpass	Caucasian	Female	\$127,567	\$127,567	0.01%	\$127,567	0.01%
186*	Lowers Welding & Fabrication, Inc.	Bollards and Bollard Sleeves at TPSS Sites	Caucasian	Female	\$36,392	\$36,392	0.00%	\$36,392	0.00%
187*	Lucas Builders, Inc.	Storm Drain	Asian-Pacific American	Male	\$971,099	\$1,685,958	0.13%	\$1,386,265	0.13%
188*	Lucas Builders, Inc.	Site Preparation	Asian-Pacific American	Male	\$276,780	\$276,780	0.02%	\$67,279	0.01%
189*	Luis Rodriguez Trucking	Trucking, Hauling	Hispanic American	Male	\$0	\$0	0.00%	\$2,439	0.00%
190*	Lumas Air, Inc.	Air Conditioning Replacement for Walmart-Capri Development	African American	Male	\$30,500	\$30,500	0.00%	\$72,855	0.01%
191*	M. Gonzalez & Son Trucking	Trucking, Hauling	Hispanic American	Male	\$432,343	\$432,343	0.03%	\$165,604	0.02%



\*DBEs added after contract award

**Metro**

# Crenshaw/LAX DBE Commitments – Construction

	Subcontractor	Scope of Work	Ethnicity	Gender	Original Commitment \$	Current Commitment \$	DBE Commitment %	Current Participation \$	Current Participation <sup>1</sup> %
192*	MAD Transportation, Inc.	Trucking, Hauling	Hispanic American	Male	\$0	\$0	0.00%	\$19,353	0.00%
193*	Marquez Delivery	Trucking	Hispanic American	Male	\$0	\$0	0.00%	\$27,272	0.00%
194*	Martinez Electric Transportation Company, Inc.	Electrical Wiring Installation	Hispanic American	Male	\$13,512,691	\$13,512,691	1.05%	\$8,298,410	0.79%
195*	Matthew G. Trucking	Trucking, Hauling	Hispanic American	Male	\$10,668	\$10,668	0.00%	\$5,985	0.00%
196*	Matthew G. Trucking	Trucking/Hauling	Hispanic American	Male	\$0	\$0	0.00%	\$116,088	0.01%
197*	MCB Trucking	Trucking	Hispanic American	Male	\$0	\$0	0.00%	\$22,632	0.00%
198*	Morgner Technology Management	CCTV Inspection of Storm Drain and Sewer	Hispanic American	Female	\$21,891	\$24,391	0.00%	\$2,500	0.00%
199*	Morgner Technology Management	Pre and Post Construction Survey	Hispanic American	Female	\$378,000	\$378,000	0.03%	\$248,076	0.02%
200*	Morgner Technology Management	Noise and Vibration	Hispanic American	Female	\$414,400	\$523,953	0.04%	\$467,996	0.04%
201*	Mountain Pacific, Inc.	false work design	Caucasian	Female	\$20,000	\$439,220	0.03%	\$439,220	0.04%
202*	My Three Brothers and Me	Trucking	African American	Male	\$0	\$0	0.00%	\$106,122	0.01%
203*	N R W TRUCKING	Trucking/Hauling	African American	Male	\$0	\$0	0.00%	\$181,533	0.02%
204*	Nextline Protection Services, Inc	Security Services	African American	Male	\$250,000	\$3,905,690	0.30%	\$4,639,480	0.44%
205	Nexus Consulting and Management Services, Inc.	Document Control Manager	Hispanic American	Female	\$270,400	\$800,800	0.06%	\$698,830	0.07%
206*	Ocha Transportation	Trucking	Hispanic American	Male	\$0	\$0	0.00%	\$121,018	0.01%



\*DBEs added after contract award

**Metro**

# Crenshaw/LAX DBE Commitments – Construction

	Subcontractor	Scope of Work	Ethnicity	Gender	Original Commitment \$	Current Commitment \$	DBE Commitment %	Current Participation \$	Current Participation <sup>1</sup> %
207	* Off My Back Trucking	Specialized Freight Trucking	African American	Male	\$0	\$0	0.00%	\$74,384	0.01%
208	* Omar Trucking	Trucking	Hispanic American	Male	\$0	\$0	0.00%	\$29,808	0.00%
209	* Orlando's Trucking	Trucking	Hispanic American	Male	\$0	\$0	0.00%	\$64,542	0.01%
210	Otto's Trucking	Trucking/Hauling	Hispanic American	Male	\$0	\$0	0.00%	\$144,101	0.01%
211	* Ozzies Trucking Inc	Trucking/Hauling	Hispanic American	Male	\$0	\$0	0.00%	\$267,450	0.03%
212	* P.G. TRUCKING	Trucking	Hispanic American	Male	\$0	\$0	0.00%	\$72,952	0.01%
213	* P.M.R. Trucking	Trucking	Hispanic American	Male	\$0	\$0	0.00%	\$45,376	0.00%
214	* PacRim Engineering Inc	Structural Engineer	Asian-Pacific American	Male	\$15,000	\$15,000	0.00%	\$4,000	0.00%
215	* Padilla & Associates, Inc.	DBE/PLA/Labor Compliance	Hispanic American	Female	\$1,800,000	\$3,140,660	0.24%	\$3,140,660	0.30%
216	* Pullin Freight	Specialized Freight Trucking	African American	Male	\$0	\$0	0.00%	\$26,051	0.00%
217	* Quality Engineering Inc.	QA/QC	African American	Male	\$3,672,422	\$4,297,962	0.33%	\$3,791,427	0.36%
218	* R & K Transport inc	Trucking, Hauling	Hispanic American	Male	\$0	\$0	0.00%	\$8,912	0.00%
219	* R & R TRUCKING	Trucking, Hauling	Hispanic American	Male	\$0	\$0	0.00%	\$0	0.00%
220	* R J LaLonde, Inc.	Equipment Rental	Caucasian	Female	\$19,353	\$19,353	0.00%	\$19,353	0.00%
221	* R.J. Safety Supply Company Inc.	Safety Supplies	Caucasian	Female	\$7,261	\$7,261	0.00%	\$7,298	0.00%
222	* RBT Electric	Conduit Ductbank & High Voltage Utility Metering Gear Install	African American	Male	\$1,910,963	\$2,639,170	0.20%	\$2,396,713	0.23%



\*DBEs added after contract award

**Metro**

# Crenshaw/LAX DBE Commitments – Construction

	Subcontractor	Scope of Work	Ethnicity	Gender	Original Commitment \$	Current Commitment \$	DBE Commitment %	Current Participation \$	Current Participation <sup>1</sup> %
223	* RDL Trucking	Trucking	African American	Male	\$0	\$0	0.00%	\$335,291	0.03%
224	* Ready Two Roll Trucking	Trucking	African American	Male	\$0	\$0	0.00%	\$284,870	0.03%
225	* Red Dragon Transport, Inc.	Trucking	Hispanic American	Male	\$0	\$0	0.00%	\$80,092	0.01%
226	* Reynaga Transportation, Inc.	Trucking	Hispanic American	Male	\$0	\$0	0.00%	\$531,644	0.05%
227	* Reynaga Trucking	Trucking	Hispanic American	Male	\$0	\$0	0.00%	\$109,626	0.01%
228	* Rigo's Trucking	Trucking/Hauling	Hispanic American	Male	\$0	\$0	0.00%	\$154,048	0.01%
229	* Roberts Trucking, Inc.	Trucking, Hauling	Hispanic American	Male	\$0	\$0	0.00%	\$13,220	0.00%
230	Robnett Electric, Inc.	Furnish and Install Tier Cable - Low Voltage	African American	Male	\$1,713,235	\$1,713,235	0.13%	\$157,256	0.02%
231	* Robnett Electric, Inc.	IPMO Electrical Services	African American	Male	\$30,287	\$33,538	0.00%	\$33,538	0.00%
232	* Robnett Electric, Inc.	Install Electrical Infrastructure	African American	Male	\$739,187	\$273,108	0.02%	\$244,511	0.02%
233	* Robnett Electric, Inc.	Station Edge Lighting	African American	Male	\$1,674,080	\$1,674,080	0.13%	\$238,694	0.02%
234	* Roy's Trucking	Trucking/Hauling	Hispanic American	Male	\$0	\$0	0.00%	\$168,964	0.02%
235	* S C Transportation, Inc.	Trucking	African American	Male	\$0	\$0	0.00%	\$456,818	0.04%
236	* Safeprobe, Inc.	Potholing	Asian-Pacific American	Male	\$285,300	\$285,300	0.02%	\$162,099	0.02%
237	Sally Magee Consulting	Admin Management	Caucasian	Female	\$150,000	\$150,000	0.01%	\$72,919	0.01%



\*DBEs added after contract award

**Metro**

# Crenshaw/LAX DBE Commitments – Construction

	Subcontractor	Scope of Work	Ethnicity	Gender	Original Commitment \$	Current Commitment \$	DBE Commitment %	Current Participation \$	Current Participation <sup>1</sup> %
238*	Sandys Trucking	Specialized Freight Trucking	African American	Female	\$0	\$0	0.00%	\$71,039	0.01%
239*	Santos Monje Trucking	Trucking/Hauling	Hispanic American	Male	\$0	\$0	0.00%	\$235,295	0.02%
240*	Sapphos Environmental, Inc.	Environmental	Hispanic American	Female	\$561,046	\$727,048	0.06%	\$558,306	0.05%
241*	Seaport Lighting, Inc.	Provide primary AC switchgear and switchgear 600VAC and less	Caucasian	Female	\$5,253,341	\$5,253,341	0.41%	\$3,545,733	0.34%
242*	Shawn Harris Trucking	Specialized Freight Trucking	African American	Male	\$0	\$0	0.00%	\$68,881	0.01%
243*	Shawn Harris Trucking	Trucking/Hauling	African American	Male	\$0	\$0	0.00%	\$156,298	0.02%
244*	Skrillville Trucking	Trucking/Hauling	African American	Male	\$0	\$0	0.00%	\$338,272	0.03%
245*	Smashmouf Trucking	Trucking	African American	Male	\$0	\$0	0.00%	\$155,929	0.02%
246*	SMR Transport	Water Truck	Hispanic American	Male	\$80,000	\$80,000	0.01%	\$422,984	0.04%
247*	SMR Transport	Trucking	Hispanic American	Male	\$0	\$0	0.00%	\$271,296	0.03%
248*	Soteria Company, LLC	Systems Certification	Hispanic American	Male	\$1,154,520	\$753,027	0.06%	\$887,607	0.09%
249*	South Coast Sweeping, Inc.	Street Sweeping	Caucasian	Female	\$1,408,000	\$1,408,000	0.11%	\$2,569,655	0.25%
250*	Southwest Trucking Group, LLC	Trucking	Hispanic American	Male	\$5,184	\$5,184	0.00%	\$4,666	0.00%
251*	Southwest Trucking Group, LLC	Trucking, Hauling	Hispanic American	Male	\$0	\$0	0.00%	\$352	0.00%
252*	Speedy Gonzalez Trucking	Trucking	Hispanic American	Male	\$0	\$0	0.00%	\$37,352	0.00%



\*DBEs added after contract award

**Metro**

# Crenshaw/LAX DBE Commitments – Construction

	Subcontractor	Scope of Work	Ethnicity	Gender	Original Commitment \$	Current Commitment \$	DBE Commitment %	Current Participation \$	Current Participation <sup>1</sup> %
253*	Synchrony South Group LLC dba Timeline Trucking	Trucking, Hauling	African American	Male	\$4,334	\$4,334	0.00%	\$28,946	0.00%
254*	Synchrony South Group LLC dba Timeline Trucking	Specialized Freight Trucking	African American	Male	\$0	\$0	0.00%	\$3,588	0.00%
255*	TDC Trucking Inc.	Trucking/Hauling	African American	Male	\$0	\$0	0.00%	\$46,166	0.00%
256*	TEC Management Consultants, Inc.	Industrial Building Construction	African American	Male	\$50,000	\$50,000	0.00%	\$72,520	0.01%
257	TEC Management Consultants, Inc.	Capri Driveways	African American	Male	\$30,621	\$46,634	0.00%	\$46,634	0.00%
258	TEC Management Consultants, Inc.	Demolition and Hauling	African American	Male	\$34,710	\$34,710	0.00%	\$25,301	0.00%
259*	TELEKINESIS LLC	Trucking	African American	Male	\$2,973	\$2,973	0.00%	\$1,600	0.00%
260*	The Jungle Nursery, Inc.	Tree Removal	Hispanic American	Male	\$60,000	\$131,396	0.01%	\$120,730	0.01%
261	Thomas Land Clearing	Building Demolition	African American	Male	\$339,000	\$634,000	0.05%	\$634,000	0.06%
262	Titan Disposal, LLC	Water Truck	African American	Male	-\$8,767	\$14,233	0.00%	\$420,652	0.04%
263*	Titan Services Inc	Electrical Installation Contractors	Caucasian	Female	\$2,100,258	\$2,100,258	0.16%	\$2,622,644	0.25%
264*	TLH Enterprise Trucking INC	Specialized Freight Trucking	African American	Male	\$0	\$0	0.00%	\$6,978	0.00%
265	TLH Enterprise Trucking INC	Trucking/Hauling	African American	Male	\$0	\$0	0.00%	\$175,477	0.02%
266	TMM Enterprises Group, Inc.	Supplier	African American	Male	\$37,686	\$37,686	0.00%	\$38,862	0.00%
267	Torres & Sons Trucking, Inc.	Trucking	Hispanic American	Male	\$2,770	\$2,770	0.00%	\$162	0.00%



\*DBEs added after contract award

**Metro**

# Crenshaw/LAX DBE Commitments – Construction

	Subcontractor	Scope of Work	Ethnicity	Gender	Original Commitment \$	Current Commitment \$	DBE Commitment %	Current Participation \$	Current Participation <sup>1</sup> %
268*	Traffic Loops Crackfilling, Inc.	Traffic signal loop detector installation	Asian-Pacific American	Female	\$8,045	\$8,045	0.00%	\$180,008	0.02%
269*	Treesmith Enterprises, Inc.	Tree Pruning & Removal	Hispanic American	Female	\$45,750	\$304,603	0.02%	\$172,362	0.02%
270*	Tri-County Drilling, Inc.	Provide geotechnical and environmental drilling services including installation of inclinometers and groundwater monitoring wells	Caucasian	Female	\$152,595	\$152,595	0.01%	\$1,033,083	0.10%
271*	Tri-County Drilling, Inc.	SPT for ground improvement	Caucasian	Female	\$13,100	\$13,100	0.00%	\$13,100	0.00%
272	TW TRUCKING	Specialized Freight Trucking	African American	Male	\$0	\$0	0.00%	\$48,092	0.00%
273	Umanzor & Son Trucking	Trucking	Hispanic American	Male	\$648	\$648	0.00%	\$583	0.00%
274*	Universal Reproductions, Inc.	Reprographics	Caucasian	Female	\$57,333	\$57,333	0.00%	\$257,956	0.02%
275*	V & A Inc.	Third Party Consultant	Hispanic American	Male	\$877,800	\$877,800	0.07%	\$692,078	0.07%
276	Valverde Construction, Inc.	Water and Sewer Line and Related Structure Construction	Hispanic American	Male	\$18,950	\$33,450	0.00%	\$33,450	0.00%
277	VETERAN ELECTRICAL POWER SYSTEMS INC	Electrical testing laboratories or services	Hispanic American	Male	\$31,000	\$31,000	0.00%	\$17,712	0.00%
278*	Vision Trucking	Trucking/Hauling	African American	Male	\$0	\$0	0.00%	\$235,174	0.02%
279*	VMA Communications, Inc.	Public Affairs	Hispanic American	Female	\$500,000	\$800,000	0.06%	\$710,000	0.07%
280	W S Boys	Trucking/Hauling	Hispanic American	Male	\$0	\$0	0.00%	\$157,611	0.02%

\*DBEs added after contract award



**Metro**

# Crenshaw/LAX DBE Commitments – Construction

	Subcontractor	Scope of Work	Ethnicity	Gender	Original Commitment \$	Current Commitment \$	DBE Commitment %	Current Participation \$	Current Participation <sup>1</sup> %
281*	Wessex Industries, Inc.	Fabrication Supplier	Hispanic American	Male	\$625,518	\$625,518	0.05%	\$713,279	0.07%
282	West Side Boyz	Trucking	Hispanic American	Male	\$0	\$0	0.00%	\$597,106	0.06%
283*	Willie Trucking	Trucking	Hispanic American	Male	\$0	\$0	0.00%	\$33,248	0.00%
284*	Y B I Management Services	Office Supplies	African American	Male	\$9,977	\$9,977	0.00%	\$16,869	0.00%
285*	YOQUIGUA TRUCKING AND EQUIPMENT SERVICES LLC	Specialized Freight Trucking	Hispanic American	Male	\$0	\$0	0.00%	\$0	0.00%
286*	YOQUIGUA TRUCKING AND EQUIPMENT SERVICES LLC	Specialized Freight Trucking	Hispanic American	Male	\$32,500	\$32,500	0.00%	\$6,150	0.00%
					<b>Total to Date</b>	<b>\$268,387,983</b>	<b>20.82%</b>	<b>\$269,434,040</b>	<b>25.72%</b>



\*DBEs added after contract award

**Metro**