

**Los Angeles County
Metropolitan Transportation Authority**

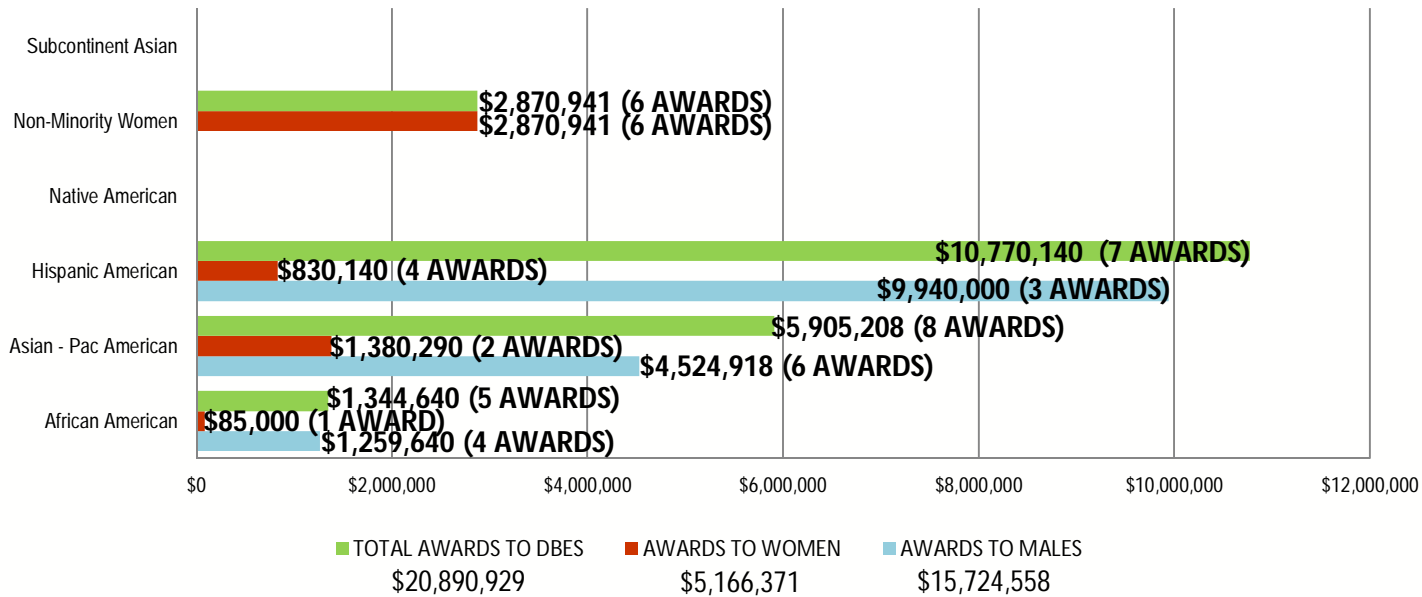
**Crenshaw/LAX
Project Update
DBE Program Compliance**

Reporting Period: September 2018



Crenshaw/LAX Status Summary

Design



DBE Commitment¹: 20.00%, \$24,892,683

Actual Commitment to Date²: 16.79%, \$20,890,929

Actual DBE Participation³: 25.02%, \$28,729,906

Commitment¹ = Total DBE Committed Dollars divided by Total Contract Value for Design or Construction

Actual Commitment² = Actual Total DBE commitments as Design work is awarded divided by Total Contract Value for Design

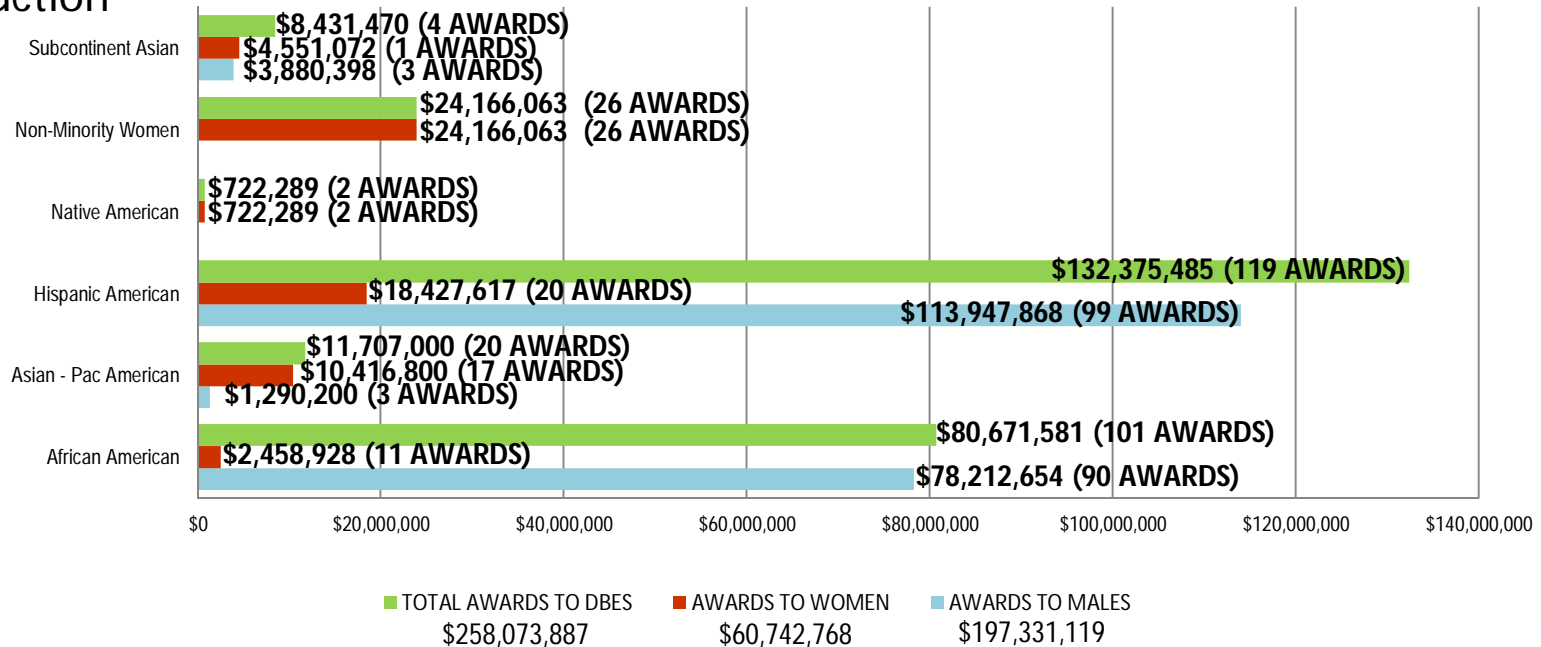
Participation³ = Total amount paid to date to DBEs divided by the amount paid to date to Prime



Metro

Crenshaw/LAX Status Summary

Construction



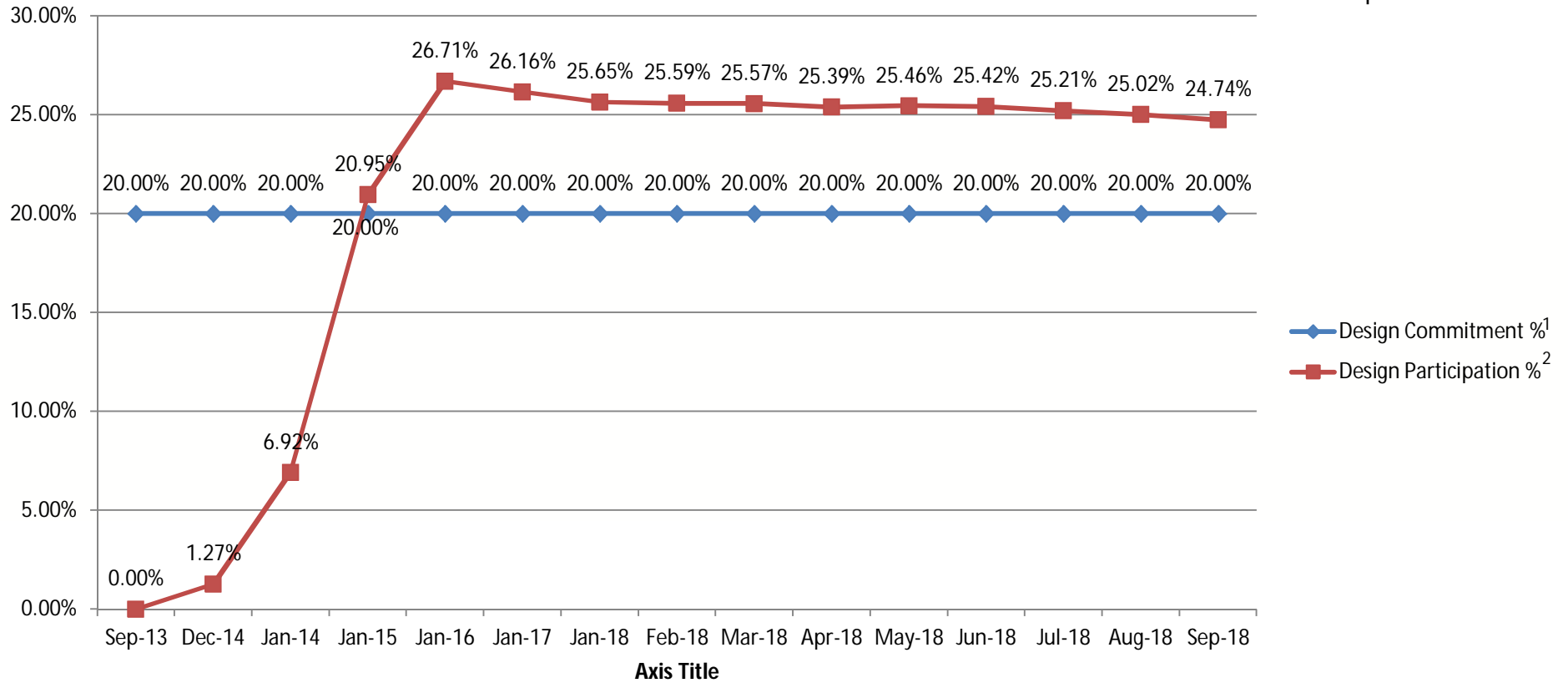
DBE Commitment¹: 20.00%, \$251,046,791.53
Actual Commitment to Date²: 20.54%, \$258,073,887
Actual DBE Participation³: 25.54%, \$256,947,655

Commitment¹ = Total DBE Committed Dollars divided by Total Contract Value for Design or Construction
 Actual Commitment² = Actual Total DBE commitments as Design work is awarded divided by Total Contract Value for Design
 Participation³ = Total amount paid to date to DBEs divided by the amount paid to date to Prime



Crenshaw/LAX Status - Design

Percent Complete: 94.00%



Commitment¹ = Current DBE contract commitment divided by current contract value for design
 Participation² = Total amount paid to date to DBEs divided by the amount paid to date to Prime

Metro

Crenshaw/LAX DBE Commitments - Design

	Subcontractor	Scope of Work	Ethnicity	Gender	Original Commitment \$	Current Commitment \$	DBE Commitment %	Current Participation \$	Current Participation ¹ %
1	BA Inc.	Utility Engineering	Black American	Male	\$500,000	\$591,640	0.48%	\$1,032,830	0.89%
2	C & L Drilling Company	Mud Rotary Drilling as per Exhibit A Estimate	Non-Minority	Female	\$72,035	\$72,035	0.06%	\$77,787	0.07%
3	Cordoba Corporation*	Drainage Design for Roadway Modifications	Hispanic American	Male	\$550,000	\$550,000	0.44%	\$1,381,229	1.19%
4	D R Consultants & Designers, Inc.*	Staff augmentation for project utility design and utility coordination	Hispanic American	Female	\$65,000	\$65,000	0.05%	\$62,176	0.05%
5	D'Leon Consulting Engineers Corp.	Civil Engineering	Hispanic American	Male	\$500,000	\$840,000	0.67%	\$1,561,560	1.34%
6	Finger & Moy, Inc.*	Staff augmentation for project professional architectural design services	Hispanic American	Female	\$250,000	\$250,000	0.20%	\$246,292	0.21%
7	FPL & Associates, Inc.*	Civil, Traffic Engineering	Asian-Pacific American	Male	\$400,000	\$400,000	0.32%	\$533,284	0.46%
8	G C Tech, Inc.*	Staff augmentation for project CAD and document control services	Black American	Female	\$85,000	\$85,000	0.07%	\$238,856	0.21%
9	IDC Consulting Engineers, Inc.	Structural Engineering	Asian-Pacific American	Female	\$800,000	\$923,290	0.74%	\$1,018,006	0.87%
10	Innovative Engineering Group, Inc.*	Mech/Elec/Plumb	Asian-Pacific American	Male	\$200,000	\$224,484	0.18%	\$1,066,398	0.92%
11	Libby Engineers, Inc.	Structural Engineering	Non-Minority	Female	\$500,000	\$835,240	0.67%	\$1,094,129	0.94%
12	Lynn Capouya, Inc.	Landscape Engineering	Non-Minority	Female	\$900,000	\$947,566	0.76%	\$1,612,855	1.39%



*DBEs added after contract award

Metro

Crenshaw/LAX DBE Commitments – Design (cont'd)

	Subcontractor	Scope of Work	Ethnicity	Gender	Original Commitment \$	Current Commitment \$	DBE Commitment %	Current Participation \$	Current Participation ¹ %
13	MGE Engineering, Inc.	Structural Engineering	Asian-Pacific American	Male	\$800,000	\$1,448,993	1.16%	\$2,033,459	1.75%
14	MLA Green Inc	Landscape Architect	Hispanic American	Female	\$500,000	\$500,000	0.40%	\$525,611	0.45%
15	NBA Engineering, Inc.	Mech/Elec/Plumb	Non-Minority	Female	\$700,000	\$700,000	0.56%	\$821,083	0.71%
16	Parikh Consultants, Inc.		Asian-Pacific American	Male	\$1,187,935	\$1,823,476	1.47%	\$2,693,720	2.31%
17	RAW International	Staff augmentation for project professional architectural design services	Black American	Male	\$250,000	\$250,000	0.20%	\$330,723	0.28%
18	Sapphos Environmental, Inc.*	Environmental Compliance	Hispanic American	Female	\$15,140	\$15,140	0.01%	\$15,140	0.01%
19	Selbert Perkins Design Inc.*	Signage and Wayfinding	Non-Minority	Female	\$250,000	\$266,100	0.21%	\$342,595	0.29%
20	TEC Management Consultants, Inc.*	Engineering	Black American	Male	\$400,000	\$400,000	0.32%	\$853,114	0.73%
21	Ted Tokio Tanaka Architects*	Architecture	Asian-Pacific American	Male	\$500,000	\$500,000	0.40%	\$500,000	0.43%
22	Togo Systems, Inc.*	Civil Engineering	Asian-Pacific American	Female	\$200,000	\$457,000	0.37%	\$726,967	0.62%
23	Universal Reproductions, Inc.*		Non-Minority	Female	\$50,000	\$50,000	0.04%	\$152,885	0.13%
24	V & A Inc.	Civil Engineering	Hispanic American	Male	\$8,550,000	\$9,100,000	7.31%	\$9,752,585	8.38%



*DBEs added after contract award

Metro

Crenshaw/LAX DBE Commitments – Design (cont'd)

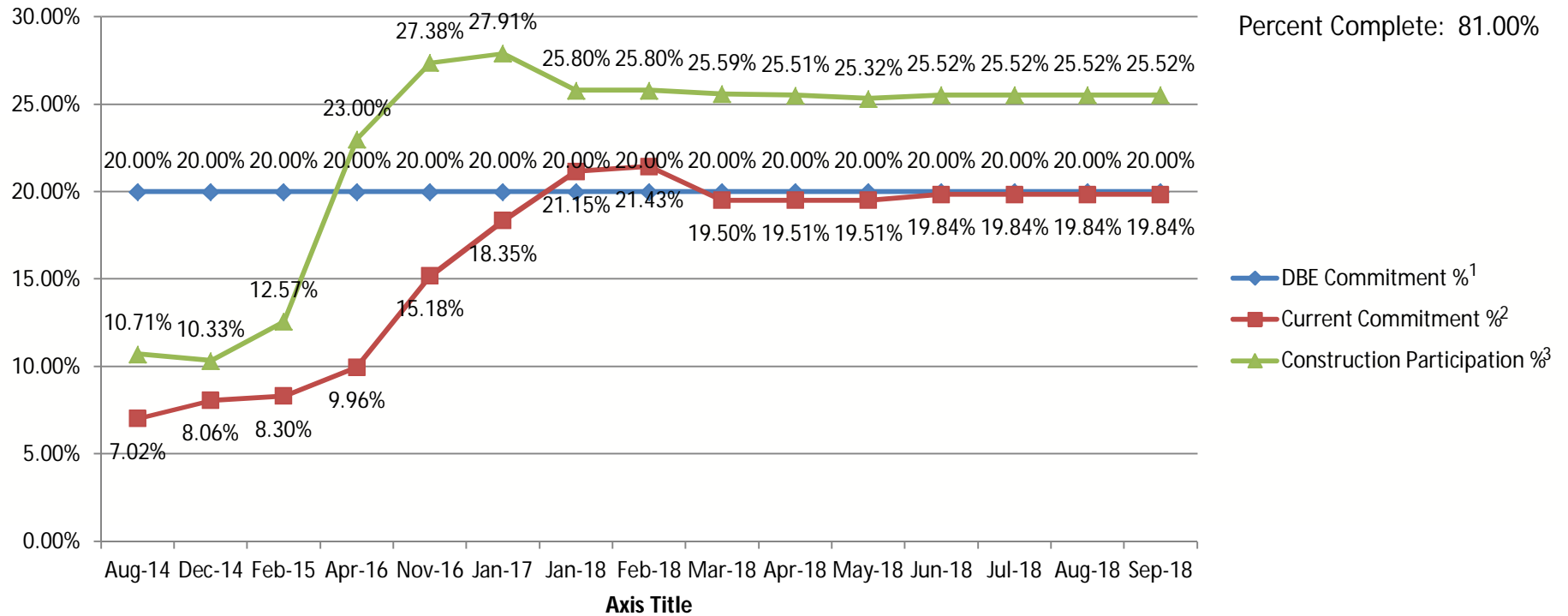
	Subcontractor	Scope of Work	Ethnicity	Gender	Original Commitment \$	Current Commitment \$	DBE Commitment %	Current Participation \$	Current Participation ¹ %
25	Y B I Management Services	Office Supply	Black American	Male	\$18,000	\$18,000	0.02%	\$21,879	0.02%
26	YEI Engineers, Inc.*	Mech/Elec/Plumb	Asian-Pacific American	Male	\$200,000	\$200,000	0.16%	\$122,074	0.11%
Total to Date					\$19,065,145	\$20,890,929	16.79%	\$28,703,902	25.21%



*DBEs added after contract award

Metro

Crenshaw/LAX Status - Construction



DBE Commitment¹ = Contract commitment divided by current contract value for construction

Current Commitment² – Actual commitments as construction work is awarded

Participation³ = Total amount paid to date to DBEs divided by the amount paid to date to Prime



Crenshaw/LAX DBE Commitments – Construction

	Subcontractor	Scope of Work	Ethnicity	Gender	Original Commitment \$	Current Commitment \$	DBE Commitment %	Current Participation \$	Current Participation ¹ %
1*	2002 MPH Diversified	Trucking	Black American	Male	\$0	\$0	0.00%	\$199,696	0.02%
2*	3531 Trucking	Trucking	Hispanic American	Male	\$0	\$0	0.00%	\$8,520	0.00%
3*	A & J Dump Truck Services	Trucking, Hauling	Hispanic American	Male	\$288,596	\$288,596	0.02%	\$337,646	0.03%
4*	A & M Gentry Trucking	Trucking & Hauling	Caucasian	Female	\$5,389,800	\$5,389,800	0.43%	\$1,937,207	0.19%
5*	A J K Communications	Electrical Installation Contractors	Subcontinent Asian American	Female	\$1,575,795	\$4,551,072	0.36%	\$2,935,443	0.29%
6*	A.Baros Trucking	Trucking, Hauling	Hispanic American	Female	\$0	\$0	0.00%	\$39,028	0.00%
7*	A.R.M. TRUCKING	Trucking, Hauling	Hispanic American	Male	\$0	\$0	0.00%	\$26,187	0.00%
8*	Abrego Trucking	Trucking	Hispanic American	Male	\$0	\$0	0.00%	\$17,300	0.00%
9*	Abrego Trucking	Trucking	Hispanic American	Male	\$22,931	\$22,931	0.00%	\$19,297	0.00%
10*	AD Improvements, Inc.	Trucking	Hispanic American	Male	\$3,402	\$3,402	0.00%	\$3,062	0.00%
11*	Advantage Demolition & Grading, Inc	Demolition Services	Black American	Female	\$39,800	\$70,894	0.01%	\$69,846	0.01%
12*	Alameda Construction Services, Inc.	Site Concrete	Black American	Male	\$13,152	\$13,152	0.00%	\$13,152	0.00%
13*	Alameda Construction Services, Inc.	Track Demo and Removal	Black American	Male	\$642,394	\$1,609,612	0.13%	\$1,489,580	0.15%
14*	ALDANA TRUCKING	Trucking	Hispanic American	Male	\$648	\$648	0.00%	\$648	0.00%
15*	Amaro's Trucking	Hauling	Hispanic American	Male	\$2,005	\$2,005	0.00%	\$2,005	0.00%



*DBEs added after contract award

Metro

Crenshaw/LAX DBE Commitments – Construction

	Subcontractor	Scope of Work	Ethnicity	Gender	Original Commitment \$	Current Commitment \$	DBE Commitment %	Current Participation \$	Current Participation ¹ %
16*	Amaro's Trucking	Trucking, Hauling	Hispanic American	Male	\$0	\$0	0.00%	\$185,595	0.02%
17*	AMERC INC.	Concrete and Structural	Caucasian	Female	\$24,600	\$24,600	0.00%	\$77,525	0.01%
18*	Analysis & Solutions Consultants	Noise and Vibration Monitoring	Black American	Male	\$474,140	\$645,200	0.05%	\$500,726	0.05%
19*	Anthony & Sons Trucking	Trucking	Hispanic American	Male	\$0	\$0	0.00%	\$49,614	0.00%
20*	Any Day Trucking	Trucking/Hauling	Black American	Male	\$0	\$0	0.00%	\$216,926	0.02%
21*	Anytime Dumping, Inc. dba Anytime Trucking Co.	Trucking, Hauling	Black American	Male	\$2,784	\$2,784	0.00%	\$2,784	0.00%
22*	Anytime Dumping, Inc. dba Anytime Trucking Co.	Trucking & Material Hauling	Black American	Male	-\$9,379,136,740	\$11,320,698	0.90%	\$8,087,081	0.80%
23*	Anytime Dumping, Inc. dba Anytime Trucking Co.	removal of construction spoils and debris	Black American	Male	\$27,693	\$27,693	0.00%	\$55,386	0.01%
24*	ARCO TRUCKING CORPORATION	Trucking Hauling	Hispanic American	Male	\$0	\$0	0.00%	\$20,222	0.00%
25*	Armand Consulting, Inc.	Computer Systems design services	Caucasian	Female	\$159,798	\$159,798	0.01%	\$159,798	0.02%
26*	Artnancy Trucking Inc.	Trucking	Hispanic American	Female	\$0	\$0	0.00%	\$385,108	0.04%
27*	AZ Construction, Inc. (dba Ace Fence Company)	Temporary Fencing	Hispanic American	Male	\$100,000	\$515,749	0.04%	\$584,552	0.06%
28	AZ Construction, Inc. (dba Ace Fence Company)	Fencing	Hispanic American	Male	\$846,080	\$6,837,836	0.54%	\$20,387	0.00%



*DBEs added after contract award

Metro

Crenshaw/LAX DBE Commitments – Construction

	Subcontractor	Scope of Work	Ethnicity	Gender	Original Commitment \$	Current Commitment \$	DBE Commitment %	Current Participation \$	Current Participation ¹ %
29*	B & B Diversified Materials	Furnish DF Fasteners	Asian-Pacific American	Female	\$1,831,574	\$1,831,574	0.15%	\$1,831,574	0.18%
30	BA Construction, Inc.	Water & Sewer Line & Related Construction	Black American	Male	\$1,116,997	\$1,199,161	0.10%	\$990,733	0.10%
31*	BA Construction, Inc.	Install all Ballast Walls	Black American	Male	\$249,878	\$249,878	0.02%	\$249,525	0.02%
32*	Bravo Pacific, Inc.	Pre-Cast, Tunnel Liners	Hispanic American	Male	\$19,900,000	\$20,429,919	1.63%	\$19,598,332	1.93%
33	C & L Drilling Company	SPT for ground improvement	Caucasian	Female	\$49,500	\$49,500	0.00%	\$0	0.00%
34*	C & S Early Trucking	Trucking	Black American	Male	\$0	\$0	0.00%	\$810	0.00%
35*	C J Express	Trucking	Black American	Male	\$0	\$0	0.00%	\$382,837	0.04%
36*	C. Bermudez Trucking	Trucking, Hauling	Hispanic American	Male	\$9,850	\$9,850	0.00%	\$17,277	0.00%
37	C.P.R. Trucking Services, Inc.	Dump Truck, Flatbed Truck, Water Truck	Hispanic American	Female	\$2,400,000	\$2,400,000	0.19%	\$370,091	0.04%
38*	Cabrinha, Hearn & Associates	Land Surveying and Mapping	Hispanic American	Male	\$1,450,062	\$1,450,062	0.12%	\$3,224,233	0.32%
39*	Caliche Trucking	Trucking	Hispanic American	Male	\$0	\$0	0.00%	\$347,602	0.03%
40*	California Testing & Inspections, Inc.	Quality Control Inspection	Hispanic American	Female	\$1,500,000	\$1,500,000	0.12%	\$1,786,945	0.18%
41*	California Testing & Inspections, Inc.	Quality Control Inspection	Hispanic American	Female	\$802,048	\$802,048	0.06%	\$1,204,470	0.12%
42*	California Trucking	Trucking	Hispanic American	Male	\$0	\$0	0.00%	\$37,096	0.00%
43*	CBass Dirtyworks Trucking, LLC	Trucking Services (Off Haul)	Black American	Male	-\$417,148	\$860,000	0.07%	\$2,035,982	0.20%



*DBEs added after contract award

Metro

Crenshaw/LAX DBE Commitments – Construction

	Subcontractor	Scope of Work	Ethnicity	Gender	Original Commitment \$	Current Commitment \$	DBE Commitment %	Current Participation \$	Current Participation ¹ %
44*	Chepe's Trucking	Trucking/Hauling	Hispanic American	Male	\$0	\$0	0.00%	\$365,828	0.04%
45*	Chido Trucking Inc. dba Chido Trucking	Specialized Freight Trucking, local	Hispanic American	Male	\$1,173,358,356	\$0	0.00%	\$26,051	0.00%
46*	Cindy Trump Inc.	Grinding	Caucasian	Female	\$3,200	\$3,200	0.00%	\$0	0.00%
47*	Cindy Trump Inc.	Highway, Street, and Bridge Construction	Caucasian	Female	\$5,675	\$5,675	0.00%	\$5,562	0.00%
48*	City 2 City Trucking	Trucking	Black American	Male	\$0	\$0	0.00%	\$140,328	0.01%
49*	Clean Street Sweeping, Inc.	Trucking	Hispanic American	Female	\$0	\$0	0.00%	\$214,874	0.02%
50*	Clean Up America, Inc.	Dumpster Services and Portable Toilets	Black American	Male	\$250,000	\$800,000	0.06%	\$508,518	0.05%
51*	Clean Up America, Inc.	Dumpster Services	Black American	Male	\$11,340	\$11,340	0.00%	\$12,402	0.00%
52*	Coast Surveying, Inc	Surveying Services	Hispanic American	Male	\$3,000,000	\$4,879,674	0.39%	\$4,808,492	0.47%
53*	Coast Surveying, Inc	Surveying	Hispanic American	Male	\$7,500	\$7,500	0.00%	\$16,691	0.00%
54*	Coco's Trucking	Trucking	Hispanic American	Male	\$0	\$0	0.00%	\$26,408	0.00%
55*	Coleman Construction, Inc.	Duckbank Encasement	Black American	Female	\$419,600	\$1,095,676	0.09%	\$1,124,055	0.11%
56*	Coleman Construction, Inc.	Provide saw cutting for potholes and conduit trenches	Black American	Female	\$2,800	\$2,800	0.00%	\$24,010	0.00%
57*	Coleman Construction, Inc.	Excavation of duct bank and laterals	Black American	Female	\$256,877	\$256,877	0.02%	\$259,842	0.03%
58*	Coleman Construction, Inc.	TPSS Excavation for conduit and ductbanks	Black American	Female	\$268,438	\$268,438	0.02%	\$279,577	0.03%

*DBEs added after contract award



Crenshaw/LAX DBE Commitments – Construction

	Subcontractor	Scope of Work	Ethnicity	Gender	Original Commitment \$	Current Commitment \$	DBE Commitment %	Current Participation \$	Current Participation ¹ %
59*	Coleman Construction, Inc.	Tenant Improvements	Black American	Female	\$346,798	\$498,002	0.04%	\$398,910	0.04%
60*	Convenient Trucking	Trucking	Hispanic American	Female	\$0	\$0	0.00%	\$42,444	0.00%
61*	Cook Transport	Trucking, Hauling	Black American	Male	\$13,619	\$13,619	0.00%	\$30,833	0.00%
62*	Cuscatlan Trucking, LLC	Trucking, Hauling	Hispanic American	Female	\$20,351	\$20,351	0.00%	\$10,571	0.00%
63*	D A H Trucking	Trucking, Hauling	Hispanic American	Male	\$0	\$0	0.00%	\$7,291	0.00%
64*	D B Trucking	Trucking	Black American	Male	\$0	\$0	0.00%	\$225,757	0.02%
65*	D RAWLS TRUCKING COMPANY LLC	Specialized Freight Trucking, local	Black American	Male	\$1,173,358,356	\$0	0.00%	\$29,377	0.00%
66*	D4 Trucking	Trucking/Hauling	Black American	Male	\$0	\$0	0.00%	\$208,654	0.02%
67*	Daniel's Trucking	Trucking, Hauling	Hispanic American	Male	\$0	\$0	0.00%	\$1,527	0.00%
68*	Davis Blue Print Co., Inc.	Blue Print	Hispanic American	Female	\$3,205	\$3,205	0.00%	\$156,401	0.02%
69*	DC Engineering Group	Temporary Traffic Control Plans & Reports	Subcontinent Asian American	Male	\$75,000	\$1,917,660	0.15%	\$1,709,300	0.17%
70*	DCD Electric Inc.	Tunnel Boring Machine	Black American	Male	\$12,800	\$33,689	0.00%	\$29,849	0.00%
71*	DCD Electric Inc.	Electrical Transformers	Black American	Male	\$62,368	\$64,946	0.01%	\$226,662	0.02%
72*	DCD Electric Inc.	Electrical services	Black American	Male	\$654,000	\$5,494,000	0.44%	\$5,687,600	0.56%
73*	Deborah Dyson Electrical Contractor	Electrical	Black American	Female	\$52,000	\$52,000	0.00%	\$52,000	0.01%



*DBEs added after contract award

Metro

Crenshaw/LAX DBE Commitments – Construction

	Subcontractor	Scope of Work	Ethnicity	Gender	Original Commitment \$	Current Commitment \$	DBE Commitment %	Current Participation \$	Current Participation ¹ %
74	Deco Pave, Inc.	Furnish and Install Asphalt Paving	Asian-Pacific American	Male	\$94,325	\$995,575	0.08%	\$1,049,901	0.10%
75*	Del Richardson & Associates, Inc (DRA, Inc)	Consultant	Black American	Female	\$266,240	\$266,240	0.02%	\$251,184	0.02%
76*	Dependable Dumping Inc	Trucking/Hauling	Black American	Male	\$0	\$0	0.00%	\$254,056	0.03%
77*	Diamond Transport	Trucking	Hispanic American	Male	\$0	\$0	0.00%	\$120,301	0.01%
78*	Doris Trucking, LLC	Trucking, Hauling	Black American	Male	\$182,590	\$182,590	0.01%	\$196,718	0.02%
79*	E & AA Trucking	Trucking/Hauling	Hispanic American	Male	\$0	\$0	0.00%	\$406,723	0.04%
83*	EC Applications, LLC	Waterproofing	Hispanic American	Male	\$12,903,811	\$13,236,921	1.05%	\$12,279,089	1.21%
84*	Edward J Howell Jr	Trucking	Black American	Male	\$0	\$0	0.00%	\$84,488	0.01%
85*	El Camino Trucking, Inc.	Trucking	Hispanic American	Male	\$0	\$0	0.00%	\$75,520	0.01%
86*	Ellis Equipment, Inc.	Equipment rentals	Asian-Pacific American	Female	\$26,841	\$26,841	0.00%	\$26,841	0.00%
87*	Ellis Equipment, Inc.	Equipment rentals	Asian-Pacific American	Female	\$41,561	\$41,561	0.00%	\$41,561	0.00%
88*	Ellis Equipment, Inc.	Equipment rentals	Asian-Pacific American	Female	\$21,420	\$21,420	0.00%	\$21,420	0.00%
89*	Ellis Equipment, Inc.	Equipment rentals	Asian-Pacific American	Female	\$30,215	\$30,215	0.00%	\$30,215	0.00%
90*	Ellis Equipment, Inc.	Equipment rentals	Asian-Pacific American	Female	\$36,431	\$36,431	0.00%	\$36,431	0.00%
91*	Ellis Equipment, Inc.	Equipment rentals	Asian-Pacific American	Female	\$10,815	\$10,815	0.00%	\$10,815	0.00%



*DBEs added after contract award

Metro

Crenshaw/LAX DBE Commitments – Construction

	Subcontractor	Scope of Work	Ethnicity	Gender	Original Commitment \$	Current Commitment \$	DBE Commitment %	Current Participation \$	Current Participation ¹ %
92*	Ellis Equipment, Inc.	Equipment rentals	Asian-Pacific American	Female	\$9,320	\$9,320	0.00%	\$9,320	0.00%
93*	Ellis Equipment, Inc.	Equipment rentals	Asian-Pacific American	Female	\$30,041	\$30,041	0.00%	\$30,041	0.00%
94*	Ellis Equipment, Inc.	Equipment rentals	Asian-Pacific American	Female	\$53,960	\$53,960	0.00%	\$53,960	0.01%
95*	Ellis Equipment, Inc.	K Rail purchase	Asian-Pacific American	Female	\$56,685	\$56,685	0.00%	\$56,685	0.01%
96*	Ellis Equipment, Inc.	213084F18	Asian-Pacific American	Female	\$37,123	\$37,123	0.00%	\$37,123	0.00%
97*	Ellis Equipment, Inc.	Equipment rentals	Asian-Pacific American	Female	\$141,455	\$141,455	0.01%	\$141,455	0.01%
80*	E-Nor Innovations, Inc	Traffic Control Services	Black American	Male	\$22,020	\$22,020	0.00%	\$22,020	0.00%
81	E-Nor Innovations, Inc	Traffic Control	Black American	Male	\$250,000	\$680,969	0.05%	\$694,636	0.07%
82*	E-Nor Innovations, Inc	Traffic Control Services	Black American	Male	\$824	\$824	0.00%	\$65,867	0.01%
98	EPIC LEVEL, LLC	Trucking/Hauling	Black American	Female	\$0	\$0	0.00%	\$279,972	0.03%
99	EW Corporation Industrial Fabricators	Steel Drop Drawings	Hispanic American	Male	\$100,000	\$19,286,853	1.54%	\$18,782,551	1.85%
100*	Excelsior Elevator Corp.	Furnish Elevators	Asian-Pacific American	Female	\$4,332,361	\$4,316,309	0.34%	\$1,973,974	0.19%
101*	Excelsior Elevator Corp.	Install and Maintain Elevators	Asian-Pacific American	Female	\$2,989,829	\$3,191,812	0.25%	\$400,320	0.04%
102*	Fariba Nation Consulting	Develop Systems Integration Test Plan	Caucasian	Female	\$74,550	\$1,635,900	0.13%	\$516,664	0.05%
103*	Fine Grade Equipment, Inc.	Operated Equipment	Native American	Female	\$200,000	\$200,000	0.02%	\$34,713	0.00%

*DBEs added after contract award



Metro

Crenshaw/LAX DBE Commitments – Construction

	Subcontractor	Scope of Work	Ethnicity	Gender	Original Commitment \$	Current Commitment \$	DBE Commitment %	Current Participation \$	Current Participation ¹ %
104*	Flores Construction	Equipment Rental and Labor	Hispanic American	Male	\$21,640	\$21,640	0.00%	\$21,640	0.00%
105*	Fortino Trucking	Trucking	Hispanic American	Male	\$0	\$0	0.00%	\$8,256	0.00%
106*	Frank Walter's Trucking	Trucking, Hauling	Hispanic American	Male	\$0	\$0	0.00%	\$14,277	0.00%
107*	Freeway Trucking Company	Trucking	Black American	Male	\$0	\$0	0.00%	\$11,144	0.00%
108*	fs3, Inc. dba fs3/Hodges	Scheduling	Hispanic American	Male	\$35,000	\$360,500	0.03%	\$282,975	0.03%
109*	Fuller Trucking	Specialized Freight Trucking	Black American	Male	\$1,173,358,356	\$0	0.00%	\$0	0.00%
110*	G & C Equipment Corporation	Purchasing Agents	Black American	Male	\$135,200	\$196,836	0.02%	\$194,732	0.02%
111*	G & C Equipment Corporation	Steel Beam Supply	Black American	Male	\$6,578,707	\$10,294,089	0.82%	\$10,311,007	1.01%
112*	G & C Equipment Corporation	Steel Beams - Skyline Steel	Black American	Male	\$1,195,358	\$1,216,705	0.10%	\$1,652,189	0.16%
113*	G & C Equipment Corporation	Furnish Bonded Insulated Joint Kits	Black American	Male	\$6,287,122	\$6,287,122	0.50%	\$0	0.00%
114*	G & C Equipment Corporation	Guideway Materials	Black American	Male	\$89,544	\$89,544	0.01%	\$89,544	0.01%
115*	G & C Equipment Corporation	Precast Concrete Deck Panels	Black American	Male	\$2,144,524	\$2,774,258	0.22%	\$2,763,721	0.27%
116*	G & C Equipment Corporation	Octagon Flare Materials	Black American	Male	\$18,183	\$47,582	0.00%	\$40,255	0.00%
117*	G & C Equipment Corporation	CCC Steel - SOE Temporary Steel	Black American	Male	\$34,259	\$1,529,710	0.12%	\$1,129,726	0.11%
118*	G & C Equipment Corporation	Furnish Bonded Insulated Joint Kits	Black American	Male	\$34,257	\$34,257	0.00%	\$34,459	0.00%



*DBEs added after contract award

Metro

Crenshaw/LAX DBE Commitments – Construction

	Subcontractor	Scope of Work	Ethnicity	Gender	Original Commitment \$	Current Commitment \$	DBE Commitment %	Current Participation \$	Current Participation ¹ %
119*	G & C Equipment Corporation	Supplier	Black American	Male	\$223,235	\$223,235	0.02%	\$152,518	0.02%
120*	G & C Equipment Corporation	Furnish Sanitary Sewer Pump - Carter Pump	Black American	Male	\$522,203	\$522,203	0.04%	\$496,093	0.05%
121*	G & C Equipment Corporation	Furnish Concrete Ties - LB Foster	Black American	Male	\$232,337	\$232,337	0.02%	\$243,857	0.02%
122*	G & C Equipment Corporation	Purchasing Manager on site	Black American	Male	\$154,930	\$154,930	0.01%	\$249,729	0.02%
123*	G & C Equipment Corporation	Furnish Steel Beams (Brown Strauss)	Black American	Male	\$92,762	\$122,875	0.01%	\$122,875	0.01%
124*	G & C Equipment Corporation	Construction Supplies	Black American	Male	\$1,740,103	\$1,740,103	0.14%	\$649,118	0.06%
125*	G. O. Rodriguez Trucking, Inc.	Off-site Hauling of Construction Debris	Hispanic American	Male	\$33,934	\$33,934	0.00%	\$0	0.00%
126*	G. O. Rodriguez Trucking, Inc.	Trucking, Hauling	Hispanic American	Male	\$13,129	\$13,129	0.00%	\$19,119	0.00%
127*	G. O. Rodriguez Trucking, Inc.	Trucking - Off Site Hauling	Hispanic American	Male	\$10,497	\$10,497	0.00%	\$10,497	0.00%
128*	G. O. Rodriguez Trucking, Inc.	hauling spoils and debris	Hispanic American	Male	\$32,686	\$32,686	0.00%	\$32,686	0.00%
129*	Gant Trucking	Trucking	Black American	Male	\$0	\$0	0.00%	\$292,465	0.03%
130*	GDS INDUSTRIES. INC.	Electrical & Signals Supplier	Caucasian	Female	\$989,265	\$989,265	0.08%	\$319,472	0.03%
131*	Global Transloading, LLC	transportation & disposal of Contaminated soils	Hispanic American	Female	\$140,053	\$6,564,809	0.52%	\$6,212,707	0.61%
132*	Global Transloading, LLC	Trucking and Hauling	Hispanic American	Female	\$6,545	\$6,545	0.00%	\$8,698	0.00%
133*	GM Trucking	Trucking/Hauling	Black American	Male	\$0	\$0	0.00%	\$214,701	0.02%



*DBEs added after contract award

Metro

Crenshaw/LAX DBE Commitments – Construction

	Subcontractor	Scope of Work	Ethnicity	Gender	Original Commitment \$	Current Commitment \$	DBE Commitment %	Current Participation \$	Current Participation ¹ %
134*	Green Boy Inc	Trucking/Hauling	Black American	Male	\$0	\$0	0.00%	\$76,779	0.01%
135*	GW Civil Constructors, Inc.	Install Wales, Lookout Stiffeners, T-Paks and Struts	Black American	Male	\$3,452,933	\$15,908,734	1.27%	\$13,840,715	1.36%
136*	GW Civil Constructors, Inc.	Pre-Construction Design Review & Planning for Underground 3	Black American	Male	\$327,600	\$307,073	0.02%	\$2,065,109	0.20%
137*	H & L Dump Service	Trucking	Hispanic American	Male	\$0	\$0	0.00%	\$529,197	0.05%
138*	H.P. Haul & Dump, Inc.	Trucking	Black American	Male	\$0	\$0	0.00%	\$611,155	0.06%
139*	HBA Trucking	Trucking	Hispanic American	Male	\$0	\$0	0.00%	\$8,720	0.00%
140*	HBA Trucking	Specialized Freight Trucking, local	Hispanic American	Male	\$1,173,358,356	\$0	0.00%	\$21,756	0.00%
141*	HBA Trucking	Trucking, Hauling	Hispanic American	Male	\$0	\$0	0.00%	\$524	0.00%
142*	HD Trucking	Trucking	Hispanic American	Male	\$0	\$0	0.00%	\$53,944	0.01%
143*	Herrera Bros. Trucking Corp.	Trucking, Hauling	Hispanic American	Male	\$65,667	\$65,667	0.01%	\$44,219	0.00%
144*	Hubcity Trucking, LLC	Specialized Freight Trucking, local	Black American	Male	\$1,173,358,356	\$0	0.00%	\$138,796	0.01%
145*	Hugos Trucking	Trucking	Hispanic American	Male	\$0	\$0	0.00%	\$49,576	0.00%
146*	IFVG Enterprise LLC	Trucking and Hauling	Black American	Male	\$269,892	\$269,892	0.02%	\$460,403	0.05%
147*	Inspection Services, Inc. (ISI)	Material testing and inspection services	Asian-Pacific American	Female	\$573,193	\$573,193	0.05%	\$554,697	0.05%
148*	Integrity Rebar Placers, Inc.	Rebar	Hispanic American	Male	\$24,951,985	\$28,522,314	2.27%	\$44,242,680	4.35%



*DBEs added after contract award

Metro

Crenshaw/LAX DBE Commitments – Construction

	Subcontractor	Scope of Work	Ethnicity	Gender	Original Commitment \$	Current Commitment \$	DBE Commitment %	Current Participation \$	Current Participation ¹ %
149*	Integrity Rebar Placers, Inc.	Rebar	Hispanic American	Male	\$5,089,924	\$12,020,395	0.96%	\$7,693,247	0.76%
150*	J P and Concepts Co	Design, Furnish and Deliver Special Trackwork	Caucasian	Female	\$3,873,432	\$4,313,280	0.34%	\$4,235,064	0.42%
151*	J P Sepulveda Trucking	Trucking	Hispanic American	Male	\$0	\$0	0.00%	\$44,744	0.00%
152*	J. C. Martinez Trucking	Trucking	Hispanic American	Male	\$0	\$0	0.00%	\$43,935	0.00%
153*	JAMES 008 TRUCKING	Trucking, Hauling	Hispanic American	Male	\$0	\$0	0.00%	\$31,137	0.00%
154*	JC Trucking	Trucking/Hauling	Hispanic American	Male	\$0	\$0	0.00%	\$188,136	0.02%
155*	JCB Trucking	Trucking/Hauling	Hispanic American	Male	\$0	\$0	0.00%	\$102,039	0.01%
156*	JCB Trucking	Trucking	Hispanic American	Male	\$5,832	\$5,832	0.00%	\$13,997	0.00%
157*	Jet Drilling, Inc.	Soil Preparation Services	Hispanic American	Male	\$107,240	\$107,240	0.01%	\$107,240	0.01%
158*	JJR Ruby's Transport, LLC	Trucking	Hispanic American	Male	\$20,598	\$20,598	0.00%	\$43,908	0.00%
159*	Jo Jo's Trucking Inc.	Trucking	Hispanic American	Male	\$0	\$0	0.00%	\$127,738	0.01%
160*	Joe G. Trucking	Trucking	Hispanic American	Male	\$0	\$0	0.00%	\$4,224	0.00%
161*	JRO Trucking	Trucking/Hauling	Hispanic American	Male	\$0	\$0	0.00%	\$289,311	0.03%
162*	Jus Dumpin LLC	Trucking	Black American	Male	\$0	\$0	0.00%	\$106,815	0.01%
163*	Jus Dumpin LLC	Trucking	Black American	Male	\$36,073	\$36,073	0.00%	\$36,026	0.00%



*DBEs added after contract award

Metro

Crenshaw/LAX DBE Commitments – Construction

	Subcontractor	Scope of Work	Ethnicity	Gender	Original Commitment \$	Current Commitment \$	DBE Commitment %	Current Participation \$	Current Participation ¹ %
164	* KeKe B. Enterprise, Inc.dba KeKe B. Trucking	Specialized Freight Trucking	Black American	Female	\$1,173,358,356	\$0	0.00%	\$48,730	0.00%
165	* KIR Trucking	Trucking	Black American	Male	\$0	\$0	0.00%	\$382,135	0.04%
166	* KLP Commercial, LLC	Concrete Crossing Panels	Native American	Female	\$494,332	\$541,742	0.04%	\$420,668	0.04%
167	* L & T Enterprize	Trucking	Black American	Male	\$0	\$0	0.00%	\$484,693	0.05%
168	* L S Trucking	Trucking	Hispanic American	Male	\$0	\$0	0.00%	\$28,616	0.00%
169	* L.A.C. Motor Enterprises, Inc.	Trucking, Hauling	Hispanic American	Female	\$600,200	\$600,200	0.05%	\$4,021,031	0.40%
170	* LAMARRS TRUCKING CO., INC.	Trucking, Hauling	Black American	Male	\$0	\$0	0.00%	\$0	0.00%
171	* LB Trucking Services LLC	Trucking/Hauling	Black American	Female	\$0	\$0	0.00%	\$206,221	0.02%
172	* Leading Edge Trucking, Inc.	Trucking/Hauling	Black American	Male	\$0	\$0	0.00%	\$114,730	0.01%
173	* Lee Andrews Group	Public Affairs Consulting	Hispanic American	Female	\$130,719	\$130,719	0.01%	\$130,719	0.01%
174	* Lejend Corporation	Trucking/Hauling	Black American	Male	\$0	\$0	0.00%	\$108,317	0.01%
175	* Lowers Welding & Fabrication, Inc.	Furnish & Deliver 66 inch Hobas Sewer Line Material	Caucasian	Female	\$179,294	\$179,294	0.01%	\$5,137,314	0.51%
176	* Lowers Welding & Fabrication, Inc.	Manufacturer of Steel	Caucasian	Female	\$1,440,000	\$1,440,000	0.11%	\$2,255,146	0.22%
177	Lowers Welding & Fabrication, Inc.	Track Beams - Tunnel Station	Caucasian	Female	\$79,957	\$79,957	0.01%	\$0	0.00%
178	Lowers Welding & Fabrication, Inc.	Picket Fence for Pedestrian Underpass	Caucasian	Female	\$127,567	\$127,567	0.01%	\$127,567	0.01%



*DBEs added after contract award

Metro

Crenshaw/LAX DBE Commitments – Construction

	Subcontractor	Scope of Work	Ethnicity	Gender	Original Commitment \$	Current Commitment \$	DBE Commitment %	Current Participation \$	Current Participation ¹ %
179*	Lowers Welding & Fabrication, Inc.	Bollards and Bollard Sleeves at TPSS Sites	Caucasian	Female	\$36,392	\$36,392	0.00%	\$36,392	0.00%
180*	Lowers Welding & Fabrication, Inc.	Permanent Tunnel Hand-railing Material	Caucasian	Female	\$131,376	\$131,376	0.01%	\$131,376	0.01%
181*	Lucas Builders, Inc.	Storm Drain	Other Minority	Male	\$971,099	\$1,685,958	0.13%	\$1,386,265	0.14%
182*	Lucas Builders, Inc.	Site Preparation	Other Minority	Male	\$276,780	\$276,780	0.02%	\$67,279	0.01%
183*	Luis Rodriguez Trucking	Trucking, Hauling	Hispanic American	Male	\$0	\$0	0.00%	\$2,439	0.00%
184*	Lumas Air, Inc.	Air Conditioning Replacement for Walmart-Capri Development	Black American	Male	\$30,500	\$30,500	0.00%	\$72,855	0.01%
185*	M. Gonzalez & Son Trucking	Trucking, Hauling	Hispanic American	Male	\$432,343	\$432,343	0.03%	\$165,604	0.02%
186*	MAD Transportation, Inc.	Trucking, Hauling	Hispanic American	Male	\$0	\$0	0.00%	\$19,353	0.00%
187*	Marquez Delivery	Trucking	Hispanic American	Male	\$0	\$0	0.00%	\$27,272	0.00%
188*	Martinez Electric Transportation Company, Inc.	Electrical Wiring Installation	Hispanic American	Male	\$13,512,691	\$13,512,691	1.08%	\$6,167,356	0.61%
189*	Matthew G. Trucking	Trucking/Hauling	Hispanic American	Male	\$0	\$0	0.00%	\$116,088	0.01%
190*	Matthew G. Trucking	Trucking, Hauling	Hispanic American	Male	\$10,668	\$10,668	0.00%	\$5,985	0.00%
191*	MCB Trucking	Trucking	Hispanic American	Male	\$0	\$0	0.00%	\$22,632	0.00%
192*	Morgner Technology Management	Pre and Post Construction Survey	Hispanic American	Female	\$378,000	\$378,000	0.03%	\$248,076	0.02%
193*	Morgner Technology Management	Noise and Vibration	Hispanic American	Female	\$414,400	\$523,953	0.04%	\$454,958	0.04%



*DBEs added after contract award

Metro

Crenshaw/LAX DBE Commitments – Construction

	Subcontractor	Scope of Work	Ethnicity	Gender	Original Commitment \$	Current Commitment \$	DBE Commitment %	Current Participation \$	Current Participation ¹ %
194*	Morgner Technology Management	CCTV Inspection of Storm Drain and Sewer	Hispanic American	Female	\$21,891	\$24,391	0.00%	\$2,500	0.00%
195*	Mountain Pacific, Inc.	false work design	Other Minority	Female	\$20,000	\$439,220	0.03%	\$439,220	0.04%
196*	My Three Brothers and Me	Trucking	Black American	Male	\$0	\$0	0.00%	\$106,122	0.01%
197*	N R W TRUCKING	Trucking/Hauling	Black American	Male	\$0	\$0	0.00%	\$181,533	0.02%
198*	Nextline Protection Services, Inc	Security Services	Black American	Male	\$250,000	\$3,905,690	0.31%	\$4,355,515	0.43%
199*	Nexus Consulting and Management Services, Inc.	Document Control Manager	Hispanic American	Female	\$270,400	\$706,160	0.06%	\$688,661	0.07%
200*	Ocha Transportation	Trucking	Hispanic American	Male	\$0	\$0	0.00%	\$121,018	0.01%
201*	Omar Trucking	Trucking	Hispanic American	Male	\$0	\$0	0.00%	\$30,560	0.00%
202*	Orlando's Trucking	Trucking	Hispanic American	Male	\$0	\$0	0.00%	\$64,542	0.01%
203*	Ozzies Trucking Inc	Trucking/Hauling	Hispanic American	Male	\$0	\$0	0.00%	\$267,450	0.03%
204*	P.G. TRUCKING	Trucking	Hispanic American	Male	\$0	\$0	0.00%	\$72,952	0.01%
205*	P.M.R. Trucking	Trucking	Hispanic American	Male	\$0	\$0	0.00%	\$45,376	0.00%
206*	PacRim Engineering Inc	Structural Engineer	Asian-Pacific American	Male	\$15,000	\$15,000	0.00%	\$4,000	0.00%
207	Padilla & Associates, Inc.	DBE/PLA/Labor Compliance	Hispanic American	Female	\$1,800,000	\$3,140,660	0.25%	\$3,004,628	0.30%
208*	PULLIN FREIGHT	Specialized Freight Trucking	Black American	Male	\$1,173,358,356	\$0	0.00%	\$26,051	0.00%



*DBEs added after contract award

Metro

Crenshaw/LAX DBE Commitments – Construction

	Subcontractor	Scope of Work	Ethnicity	Gender	Original Commitment \$	Current Commitment \$	DBE Commitment %	Current Participation \$	Current Participation ¹ %
209*	Quality Engineering Inc.	QA/QC	Black American	Male	\$3,672,422	\$3,672,422	0.29%	\$3,455,586	0.34%
210*	R & K Transport inc	Trucking, Hauling	Hispanic American	Male	\$0	\$0	0.00%	\$8,912	0.00%
211*	R & R TRUCKING	Trucking, Hauling	Hispanic American	Male	\$0	\$0	0.00%	\$0	0.00%
212*	R J LaLonde, Inc.	Equipment Rental	Caucasian	Female	\$19,353	\$19,353	0.00%	\$38,705	0.00%
213*	R.J. Safety Supply Company Inc.	Safety Supplies	Caucasian	Female	\$7,261	\$7,261	0.00%	\$7,298	0.00%
214*	RBT Electric	Conduit Ductbank & High Voltage Utility Metering Gear Install	Black American	Male	\$1,910,963	\$2,639,170	0.21%	\$2,099,301	0.21%
215*	RDL Trucking	Trucking	Black American	Male	\$0	\$0	0.00%	\$334,122	0.03%
216*	Ready Two Roll Trucking	Trucking	Black American	Male	\$0	\$0	0.00%	\$284,870	0.03%
217*	Red Dragon Transport, Inc.	Trucking	Hispanic American	Male	\$0	\$0	0.00%	\$80,092	0.01%
218*	Reynaga Transportation, Inc.	Trucking	Hispanic American	Male	\$0	\$0	0.00%	\$485,391	0.05%
219*	Reynaga Trucking	Trucking	Hispanic American	Male	\$0	\$0	0.00%	\$109,626	0.01%
220*	Rigo's Trucking	Trucking/Hauling	Hispanic American	Male	\$0	\$0	0.00%	\$154,048	0.02%
221*	Roberts Trucking, Inc.	Trucking, Hauling	Hispanic American	Male	\$0	\$0	0.00%	\$13,220	0.00%
222*	Robnett Electric, Inc.	Station Edge Lighting	Black American	Male	\$1,674,080	\$1,674,080	0.13%	\$238,694	0.02%
223*	Robnett Electric, Inc.	Furnish and Install Tier Cable - Low Voltage	Black American	Male	\$1,713,235	\$1,713,235	0.14%	\$157,256	0.02%



*DBEs added after contract award

Metro

Crenshaw/LAX DBE Commitments – Construction

	Subcontractor	Scope of Work	Ethnicity	Gender	Original Commitment \$	Current Commitment \$	DBE Commitment %	Current Participation \$	Current Participation ¹ %
224*	Robnett Electric, Inc.	IPMO Electrical Services	Black American	Male	\$30,287	\$33,538	0.00%	\$33,538	0.00%
225*	Robnett Electric, Inc.	Install Electrical Infrastructure	Black American	Male	\$739,187	\$743,179	0.06%	\$82,523	0.01%
226*	Roy's Trucking	Trucking/Hauling	Hispanic American	Male	\$0	\$0	0.00%	\$167,207	0.02%
227*	S C Transportation, Inc.	Trucking	Black American	Male	\$0	\$0	0.00%	\$456,818	0.04%
228*	SAFEPROBE, INC.	Potholing	Asian-Pacific American	Male	\$285,300	\$285,300	0.02%	\$162,099	0.02%
229*	Sally Magee Consulting	Admin Management	Caucasian	Female	\$150,000	\$150,000	0.01%	\$52,263	0.01%
230*	Santos Monje Trucking	Trucking/Hauling	Hispanic American	Male	\$0	\$0	0.00%	\$235,295	0.02%
231	Sapphos Environmental, Inc.	Environmental	Hispanic American	Female	\$561,046	\$727,048	0.06%	\$533,051	0.05%
232*	Seaport Lighting, Inc.	Provide primary AC switchgear and switchgear 600VAC and less	Caucasian	Female	\$5,253,341	\$5,253,341	0.42%	\$2,542,584	0.25%
233*	Shawn Harris Trucking	Trucking/Hauling	Black American	Male	\$0	\$0	0.00%	\$156,298	0.02%
234*	Skrillville Trucking	Trucking/Hauling	Black American	Male	\$0	\$0	0.00%	\$336,515	0.03%
235*	Smashmouf Trucking	Trucking	Black American	Male	\$0	\$0	0.00%	\$155,929	0.02%
236*	SMR Transport	Trucking	Hispanic American	Male	\$0	\$0	0.00%	\$271,296	0.03%
237*	SMR Transport	Water Truck	Hispanic American	Male	\$80,000	\$80,000	0.01%	\$422,984	0.04%
238	Soteria Company, LLC	Systems Certification	Hispanic American	Male	\$1,154,520	\$716,542	0.06%	\$873,876	0.09%



*DBEs added after contract award

Metro

Crenshaw/LAX DBE Commitments – Construction

	Subcontractor	Scope of Work	Ethnicity	Gender	Original Commitment \$	Current Commitment \$	DBE Commitment %	Current Participation \$	Current Participation ¹ %
239*	South Coast Sweeping, Inc.	Street Sweeping	Caucasian	Female	\$1,408,000	\$1,408,000	0.11%	\$2,467,063	0.24%
240*	Southwest Trucking Group, LLC	Trucking	Hispanic American	Male	\$5,184	\$5,184	0.00%	\$4,666	0.00%
241*	Southwest Trucking Group, LLC	Trucking, Hauling	Hispanic American	Male	\$0	\$0	0.00%	\$352	0.00%
242*	Speedy Gonzalez Trucking	Trucking	Hispanic American	Male	\$0	\$0	0.00%	\$37,352	0.00%
243*	Synchrony South Group LLC dba Timeline Trucking	Trucking, Hauling	Black American	Male	\$4,334	\$4,334	0.00%	\$28,946	0.00%
244*	Synchrony South Group LLC dba Timeline Trucking	Specialized Freight Trucking	Black American	Male	\$1,173,358,356	\$0	0.00%	\$3,588	0.00%
245*	TDC Trucking Inc.	Trucking/Hauling	Black American	Male	\$0	\$0	0.00%	\$46,166	0.00%
246*	TEC Management Consultants, Inc.	Capri Driveways	Black American	Male	\$30,621	\$59,786	0.00%	\$46,634	0.00%
247*	TEC Management Consultants, Inc.	Demolition and Hauling	Black American	Male	\$34,710	\$95,089	0.01%	\$92,696	0.01%
248*	TELEKINESIS LLC	Trucking	Black American	Male	\$2,973	\$2,973	0.00%	\$1,600	0.00%
249*	The Jungle Nursery, Inc.	Tree Removal	Hispanic American	Male	\$60,000	\$131,396	0.01%	\$120,730	0.01%
250*	Thomas Land Clearing	Building Demolition	Black American	Male	\$339,000	\$634,000	0.05%	\$634,000	0.06%
251*	Titan Disposal, LLC	Water Truck	Black American	Male	-\$8,767	\$423,000	0.03%	\$420,652	0.04%
252*	Titan Services Inc	Electrical Installation Contractors	Caucasian	Female	\$2,100,258	\$2,100,258	0.17%	\$2,424,297	0.24%
253*	TLH Enterprise Trucking INC	Trucking/Hauling	Black American	Male	\$0	\$0	0.00%	\$175,477	0.02%

*DBEs added after contract award



Crenshaw/LAX DBE Commitments – Construction

	Subcontractor	Scope of Work	Ethnicity	Gender	Original Commitment \$	Current Commitment \$	DBE Commitment %	Current Participation \$	Current Participation ¹ %
254*	TMM Enterprises Group, Inc.	Supplier	Black American	Male	\$37,686	\$37,686	0.00%	\$38,862	0.00%
255*	Torres & Sons Trucking, Inc.	Trucking	Hispanic American	Male	\$2,770	\$2,770	0.00%	\$162	0.00%
256*	Traffic Loops Crackfilling, Inc.	Traffic signal loop detector installation	Asian-Pacific American	Female	\$8,045	\$8,045	0.00%	\$180,008	0.02%
257*	Treesmith Enterprises, Inc.	Tree Pruning & Removal	Hispanic American	Female	\$45,750	\$304,603	0.02%	\$252,025	0.02%
258	Tri-County Drilling, Inc.	SPT for ground improvement	Caucasian	Female	\$13,100	\$13,100	0.00%	\$13,100	0.00%
259	Tri-County Drilling, Inc.	Provide geotechnical and environmental drilling services including installation of inclinometers and groundwater monitoring wells	Caucasian	Female	\$152,595	\$152,595	0.01%	\$1,033,083	0.10%
260*	Umanzor & Son Trucking	Trucking	Hispanic American	Male	\$648	\$648	0.00%	\$583	0.00%
261*	Universal Reproductions, Inc.	Reprographics	Caucasian	Female	\$57,333	\$57,333	0.00%	\$229,191	0.02%
262	V & A Inc.	Third Party Consultant	Hispanic American	Male	\$877,800	\$877,800	0.07%	\$692,078	0.07%
263	Valverde Construction, Inc.	Water and Sewer Line and Related Structure Construction	Hispanic American	Male	\$18,950	\$33,450	0.00%	\$33,450	0.00%
264*	Vasquez Trucking	Trucking - off hauling			\$0	\$0	0.00%	\$128	0.00%
265*	VETERAN ELECTRICAL POWER SYSTEMS INC	Electrical testing laboratories or services	Hispanic American	Male	\$31,000	\$31,000	0.00%	\$17,712	0.00%



*DBEs added after contract award

Metro

Crenshaw/LAX DBE Commitments – Construction

	Subcontractor	Scope of Work	Ethnicity	Gender	Original Commitment \$	Current Commitment \$	DBE Commitment %	Current Participation \$	Current Participation ¹ %
266*	Vision Trucking	Trucking/Hauling	Black American	Male	\$0	\$0	0.00%	\$235,174	0.02%
267	VMA Communications, Inc	Public Affairs	Hispanic American	Female	\$500,000	\$740,000	0.06%	\$690,000	0.07%
268*	W S Boys	Trucking/Hauling	Hispanic American	Male	\$0	\$0	0.00%	\$157,611	0.02%
269*	Wessex Industries, Inc.	Fabrication Supplier	Hispanic American	Male	\$625,518	\$625,518	0.05%	\$680,864	0.07%
270*	West Side Boyz	Trucking	Hispanic American	Male	\$0	\$0	0.00%	\$566,469	0.06%
271*	Willie Trucking	Trucking	Hispanic American	Male	\$0	\$0	0.00%	\$33,248	0.00%
272*	Y B I Management Services	Office Supplies	Black American	Male	\$9,977	\$9,977	0.00%	\$2,811	0.00%
	Total to Date				\$178,386,401	\$271,680,341	21.64%	\$262,590,611	25.84%



*DBEs added after contract award

Metro