

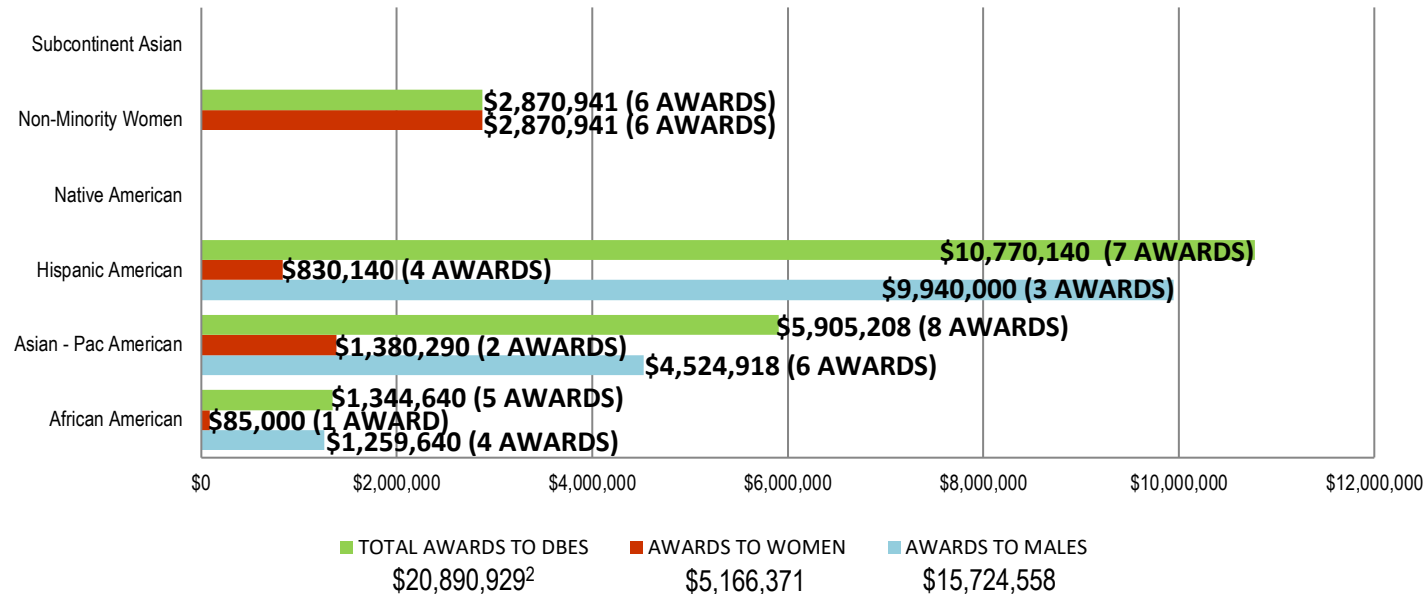
**Los Angeles County
Metropolitan Transportation Authority**

**Crenshaw/LAX
Project Update
DBE Program Compliance
Reporting Period: July 2018**



Crenshaw/LAX Status Summary

Design



DBE Commitment¹: 20.00%, \$24,823,265

Actual Commitment to Date²: 16.83%, \$20,890,929

Actual DBE Participation³: 25.42%, \$28,635,975

Commitment¹ = Total DBE Committed Dollars divided by Total Contract Value for Design

Actual Commitment² = Actual Total DBE commitments as Design work is awarded divided by Total Contract Value for Design

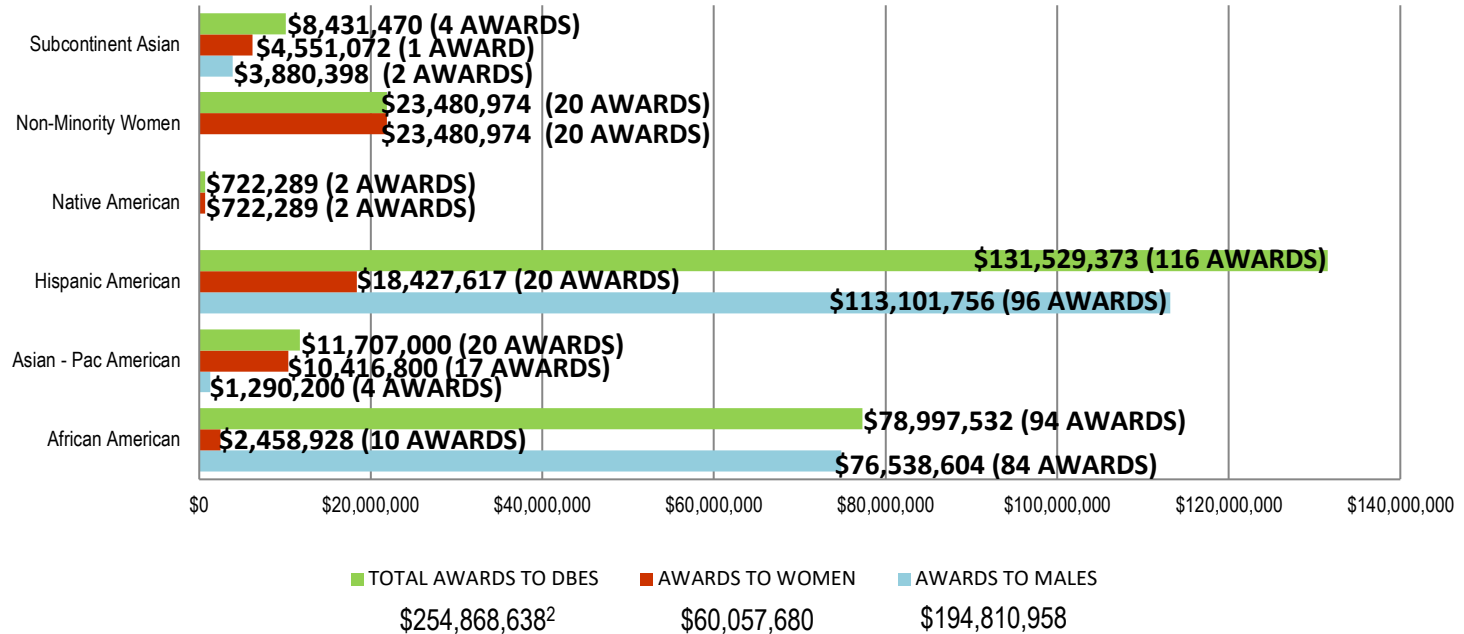
Participation³ = Total amount paid to date to DBEs divided by the amount paid to date to Prime



Metro

Crenshaw/LAX Status Summary

Construction



DBE Commitment¹: 20.00%, \$251,102,249

Actual Commitment to Date²: 20.30%, \$254,868,638

Actual DBE Participation³: 25.54%, \$245,631,235

Commitment¹ = Total DBE Committed Dollars divided by Total Contract Value for Construction

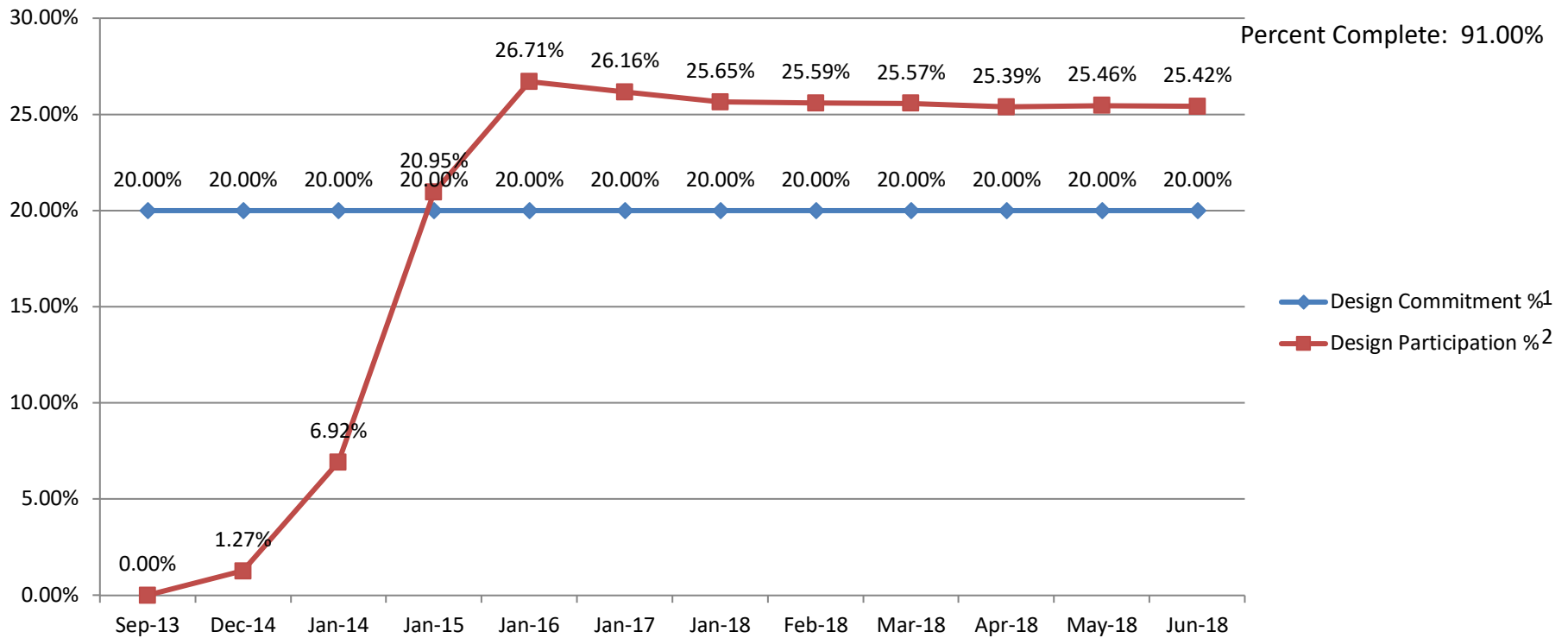
Actual Commitment² = Actual Total DBE commitments as Construction work is awarded divided by Total Contract Value for Construction

Participation³ = Total amount paid to date to DBEs divided by the amount paid to date to Prime



Metro

Crenshaw/LAX Status - Design



Commitment¹ = Current DBE contract commitment divided by current contract value for design
 Participation² = Total amount paid to date to DBEs divided by the amount paid to date to Prime



Metro

Crenshaw/LAX DBE Commitments - Design

	Subcontractor	Scope of Work	Ethnicity	Gender	Original Commitment \$	Current Commitment \$	DBE Commitment %	Current Participation \$	Current Participation%
1	BA Inc.	Utility Engineering	Black American	Male	\$500,000.00	\$591,640	0.48%	\$1,031,342	0.92%
2	C & L Drilling Company	Mud Rotary Drilling as per Exhibit A Estimate	Non-Minority	Female	\$72,034.90	\$72,035	0.06%	\$77,787	0.07%
3	Cordoba Corporation*	Drainage Design for Roadway Modifications	Hispanic American	Male	\$550,000.00	\$550,000	0.44%	\$1,381,229	1.23%
4	D R Consultants & Designers, Inc.*	Staff augmentation for project utility design and utility coordination	Hispanic American	Female	\$65,000.00	\$65,000	0.05%	\$62,176	0.06%
5	D'Leon Consulting Engineers Corp.	Civil Engineering	Hispanic American	Male	\$500,000.00	\$840,000	0.68%	\$1,558,610	1.38%
6	Finger & Moy, Inc.*	Staff augmentation for project professional architectural design services	Hispanic American	Female	\$250,000.00	\$250,000	0.20%	\$246,292	0.22%
7	FPL & Associates, Inc.*	Civil, Traffic Engineering	Asian-Pacific American	Male	\$400,000.00	\$400,000	0.32%	\$533,284	0.47%
8	G C Tech, Inc.*	Staff augmentation for project CAD and document control services	Black American	Female	\$85,000.00	\$85,000	0.07%	\$238,856	0.21%
9	IDC Consulting Engineers, Inc.	Structural Engineering	Asian-Pacific American	Female	\$800,000.00	\$923,290	0.74%	\$1,009,456	0.90%
10	Innovative Engineering Group, Inc.*	Mech/Elec/Plumb	Asian-Pacific American	Male	\$200,000.00	\$224,484	0.18%	\$990,830	0.88%
11	Libby Engineers, Inc.	Structural Engineering	Non-Minority	Female	\$500,000.00	\$835,240	0.67%	\$1,084,284	0.96%
12	Lynn Capouya, Inc.	Landscape Engineering	Non-Minority	Female	\$900,000.00	\$947,566	0.76%	\$1,606,205	1.43%



*DBEs added after contract award

Metro

Crenshaw/LAX DBE Commitments – Design (cont'd)

	Subcontractor	Scope of Work	Ethnicity	Gender	Original Commitment \$	Current Commitment \$	DBE Commitment %	Current Participation \$	Current Participation %
13	MGE Engineering, Inc.	Structural Engineering	Asian-Pacific American	Male	\$800,000.00	\$1,448,993	1.17%	\$2,033,459	1.80%
14	MLA Green Inc	Landscape Architect	Hispanic American	Female	\$500,000.00	\$500,000	0.40%	\$498,478	0.44%
15	NBA Engineering, Inc.	Mech/Elec/Plumb	Non-Minority	Female	\$700,000.00	\$700,000	0.56%	\$821,083	0.73%
16	Parikh Consultants, Inc.		Asian-Pacific American	Male	\$1,259,970.00	\$1,751,441	1.41%	\$2,685,625	2.38%
17	RAW International	Staff augmentation for project professional architectural design services	Black American	Male	\$250,000.00	\$250,000	0.20%	\$330,723	0.29%
18	Sapphos Environmental, Inc.*	Environmental Compliance	Hispanic American	Female	\$15,140.00	\$15,140	0.01%	\$15,140	0.01%
19	Selbert Perkins Design Inc.*	Signage and Wayfinding	Non-Minority	Female	\$250,000.00	\$266,100	0.21%	\$342,595	0.30%
20	TEC Management Consultants, Inc.*	Engineering	Black American	Male	\$400,000.00	\$400,000	0.32%	\$853,114	0.76%
21	Ted Tokio Tanaka Architects*	Architecture	Asian-Pacific American	Male	\$500,000.00	\$500,000	0.40%	\$500,000	0.44%
22	Togo Systems, Inc.*	Civil Engineering	Asian-Pacific American	Female	\$200,000.00	\$457,000	0.37%	\$726,967	0.65%
23	Universal Reproductions, Inc.*		Non-Minority	Female	\$50,000.00	\$50,000	0.04%	\$151,534	0.13%
24	V & A Inc.	Civil Engineering	Hispanic American	Male	\$9,100,000.00	\$8,550,000	6.89%	\$9,721,704	8.63%



*DBEs added after contract award

Metro

Crenshaw/LAX DBE Commitments – Design (cont'd)

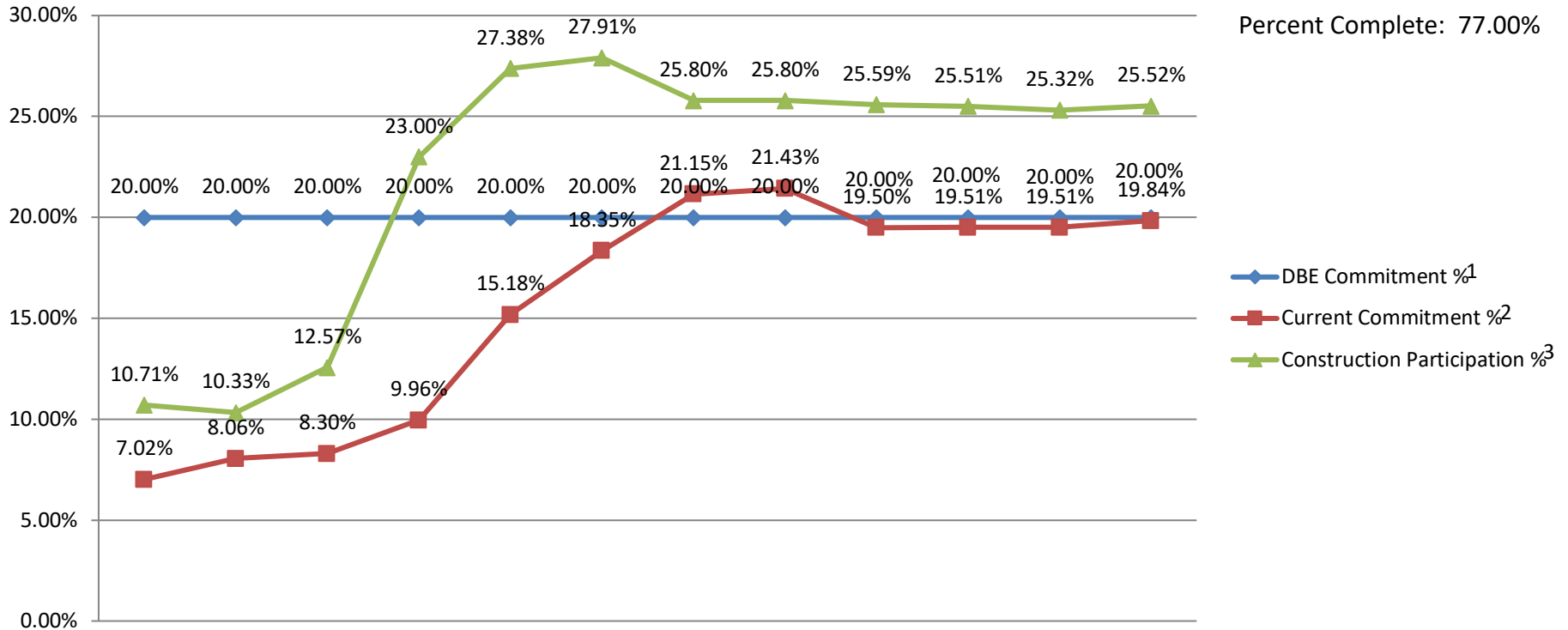
	Subcontractor	Scope of Work	Ethnicity	Gender	Original Commitment \$	Current Commitment \$	DBE Commitment %	Current Participation \$	Current Participation %
25	Y B I Management Services	Office Supply	Black American	Male	\$18,000.00	\$18,000	0.01%	\$13,127	0.01%
26	YEI Engineers, Inc.*	Mech/Elec/Plumb	Asian-Pacific American	Male	\$200,000.00	\$200,000	0.16%	\$122,074	0.11%
	Total to Date				\$19,065,145	\$20,890,929	20.00%	\$28,635,975	25.42%



*DBEs added after contract award

Metro

Crenshaw/LAX Status - Construction



DBE Commitment¹ = Contract commitment divided by current contract value for construction

Current Commitment² – Actual commitments as construction work is awarded

Participation³ = Total amount paid to date to DBEs divided by the amount paid to date to Prime



Metro

Crenshaw/LAX DBE Commitments – Construction

	Subcontractor	Scope of Work	Ethnicity	Gender	Original Commitment \$	Current Commitment \$	DBE Commitment %	Current Participation \$	Current Participation %
1	2002 MPH Diversified*	Trucking	Black American	Male	\$0	\$0	0.00%	\$183,871	0.02%
2	3531 Trucking*	Trucking	Hispanic American	Male	\$0	\$0	0.00%	\$8,520	0.00%
3	A & J Dump Truck Services*	Trucking, Hauling	Hispanic American	Male	\$288,596	\$288,596	0.02%	\$282,723	0.03%
4	A & M Gentry Trucking*	Trucking & Hauling	Non-Minority	Female	\$5,389,800	\$5,389,800	0.43%	\$1,937,207	0.20%
5	A J K Communications*	Electrical Installation Contractors	Subcontinent Asian American	Female	\$1,575,795	\$4,551,072	0.36%	\$1,846,203	0.19%
6	A. Baro's Trucking*	Trucking, Hauling	Hispanic American	Female	\$0	\$0	0.00%	\$39,028	0.00%
7	A.R.M. TRUCKING*	Trucking, Hauling	Hispanic American	Male	\$0	\$0	0.00%	\$26,187	0.00%
8	Abrego Trucking*	Trucking	Hispanic American	Male	\$0	\$0	0.00%	\$17,300	0.00%
9	Abrego Trucking*	Trucking	Hispanic American	Male	\$22,931	\$22,931	0.00%	\$19,297	0.00%
10	AD Improvements, Inc.*	Trucking	Hispanic American	Male	\$3,402	\$3,402	0.00%	\$3,062	0.00%
11	Advantage Demolition & Grading, Inc.*	Demolition Services	Black American	Female	\$39,800	\$70,894	0.01%	\$69,846	0.01%
12	Alameda Construction Services, Inc.*	Track Demo and Removal	Black American	Male	\$653,733	\$1,575,944	0.13%	\$1,421,582	0.15%
13	Alameda Construction Services, Inc.*	Site Concrete	Black American	Male	\$13,152	\$13,152	0.00%	\$13,152	0.00%
14	ALDANA TRUCKING*	Trucking	Hispanic American	Male	\$648	\$648	0.00%	\$0	0.00%
15	Amaro's Trucking*	Trucking, Hauling	Hispanic American	Male	\$0	\$0	0.00%	\$182,775	0.02%



*DBEs added after contract award

Metro

Crenshaw/LAX DBE Commitments – Construction

	Subcontractor	Scope of Work	Ethnicity	Gender	Original Commitment \$	Current Commitment \$	DBE Commitment %	Current Participation \$	Current Participation %
16	Amaro's Trucking*	Hauling	Hispanic American	Male	\$2,005	\$2,005	0.00%	\$2,005	0.00%
17	AMERC INC.*	Concrete and Structural	Non-Minority	Female	\$24,600	\$24,600	0.00%	\$77,525	0.01%
18	Analysis & Solutions Consultants*	Noise and Vibration Monitoring	Black American	Male	\$474,140	\$645,200	0.05%	\$460,066	0.05%
19	Anthony & Sons Trucking*	Trucking	Hispanic American	Male	\$0	\$0	0.00%	\$49,614	0.01%
20	Any Day Trucking*	Trucking/Hauling	Black American	Male	\$0	\$0	0.00%	\$187,556	0.02%
21	Anytime Dumping, Inc. dba Anytime Trucking Co.*	Trucking, Hauling	Black American	Male	\$2,784	\$2,784	0.00%	\$2,784	0.00%
22	Anytime Dumping, Inc. dba Anytime Trucking Co.*	Trucking & Material Hauling	Black American	Male	\$8,000,000	\$11,050,806	0.88%	\$7,486,134	0.78%
23	Anytime Dumping, Inc. dba Anytime Trucking Co.*	removal of construction spoils and debris	Black American	Male	\$27,693	\$27,693	0.00%	\$55,386	0.01%
24	ARCO TRUCKING CORPORATION*	Trucking Hauling	Hispanic American	Male	\$0	\$0	0.00%	\$20,222	0.00%
25	Artnancy Trucking Inc.*	Trucking	Hispanic American	Female	\$0	\$0	0.00%	\$352,747	0.04%
26	AZ Construction, Inc. (dba Ace Fence Company)*	Temporary Fencing	Hispanic American	Male	\$100,000	\$515,749	0.04%	\$584,552	0.06%
27	BA Construction, Inc.*	Water & Sewer Line & Related Construction	Black American	Male	\$1,116,997	\$1,199,161	0.10%	\$944,035	0.10%



*DBEs added after contract award

Metro

Crenshaw/LAX DBE Commitments – Construction

	Subcontractor	Scope of Work	Ethnicity	Gender	Original Commitment \$	Current Commitment \$	DBE Commitment %	Current Participation \$	Current Participation %
28	BA Construction, Inc.*	Install all Ballast Walls	Black American	Male	\$249,878	\$249,878	0.02%	\$249,525	0.03%
29	Beverly Jun Christensen*	Furnish DF Fasteners	Asian-Pacific American	Female	\$1,831,574	\$1,831,574	0.15%	\$1,831,574	0.19%
30	Bravo Pacific, Inc.*	Pre-Cast, Tunnel Liners	Hispanic American	Male	\$19,900,000	\$20,429,919	1.63%	\$19,456,455	2.02%
31	C & L Drilling Company	SPT for ground improvement	Non-Minority	Female	\$49,500	\$49,500	0.00%	\$0	0.00%
32	C & S Early Trucking*	Trucking	Black American	Male	\$0	\$0	0.00%	\$810	0.00%
33	C J Express*	Trucking	Black American	Male	\$0	\$0	0.00%	\$368,005	0.04%
34	C. Bermudez Trucking*	Trucking, Hauling	Hispanic American	Male	\$9,850	\$9,850	0.00%	\$17,277	0.00%
35	C.P.R. Trucking, Inc.	Dump Truck, Flatbed Truck, Water Truck	Hispanic American	Female	\$2,400,000	\$2,400,000	0.19%	\$370,091	0.04%
36	Cabrinha, Hearn & Associates*	Land Surveying and Mapping	Hispanic American	Male	\$1,450,062	\$1,450,062	0.12%	\$3,201,549	0.33%
37	Caliche Trucking*	Trucking	Hispanic American	Male	\$0	\$0	0.00%	\$323,642	0.03%
38	California Testing & Inspections, Inc.*	Quality Control Inspection	Hispanic American	Female	\$1,500,000	\$1,500,000	0.12%	\$1,769,321	0.18%
39	California Testing & Inspections, Inc.*	Quality Control Inspection	Hispanic American	Female	\$802,048	\$802,048	0.06%	\$1,079,657	0.11%
40	California Trucking*	Trucking	Hispanic American	Male	\$0	\$0	0.00%	\$37,096	0.00%
41	CBass Dirtyworks Trucking, LLC*	Trucking Services (Off Haul)	Black American	Male	\$500,000	-\$57,148	0.00%	\$1,524,651	0.16%
42	Chepe's Trucking*	Trucking/Hauling	Hispanic American	Male	\$0	\$0	0.00%	\$341,353	0.04%



*DBEs added after contract award

Metro

Crenshaw/LAX DBE Commitments – Construction

	Subcontractor	Scope of Work	Ethnicity	Gender	Original Commitment \$	Current Commitment \$	DBE Commitment %	Current Participation \$	Current Participation %
43	Cindy Trump Inc.*	Grinding	Non-Minority	Female	\$3,200	\$3,200	0.00%	\$0	0.00%
44	Cindy Trump Inc.*	Highway, Street, and Bridge Construction	Non-Minority	Female	\$5,675	\$5,675	0.00%	\$5,562	0.00%
45	City 2 City Trucking*	Trucking	Black American	Male	\$0	\$0	0.00%	\$140,328	0.01%
46	Clean Street Sweeping, Inc.*	Trucking	Non-Minority	Female	\$0	\$0	0.00%	\$214,874	0.02%
47	Clean Up America, Inc.*	Dumpster Services and Portable Toilets	Black American	Male	\$250,000	\$800,000	0.06%	\$508,518	0.05%
48	Clean Up America, Inc.*	Dumpster Services	Black American	Male	\$11,340	\$11,340	0.00%	\$12,402	0.00%
49	Coast Surveying, Inc.*	Surveying Services	Hispanic American	Male	\$3,000,000	\$4,879,674	0.39%	\$4,808,492	0.50%
50	Coast Surveying, Inc.*	Surveying	Hispanic American	Male	\$7,500	\$7,500	0.00%	\$16,691	0.00%
51	Coco's Trucking*	Trucking	Hispanic American	Male	\$0	\$0	0.00%	\$26,408	0.00%
52	Coleman Construction, Inc.*	Provide saw cutting for potholes and conduit trenches	Black American	Female	\$2,800	\$2,800	0.00%	\$24,010	0.00%
53	Coleman Construction, Inc.*	Tenant Improvements	Black American	Female	\$398,798	\$446,002	0.04%	\$398,910	0.04%
54	Coleman Construction, Inc.*	Duckbank Encasement	Black American	Female	\$419,600	\$1,095,676	0.09%	\$1,124,055	0.12%
55	Coleman Construction, Inc.*	Excavation of duct bank and laterals	Black American	Female	\$256,877	\$256,877	0.02%	\$259,842	0.03%
56	Coleman Construction, Inc.*	TPSS Excavation for conduit and ductbanks	Black American	Female	\$268,438	\$268,438	0.02%	\$217,912	0.02%



*DBEs added after contract award

Metro

Crenshaw/LAX DBE Commitments – Construction

	Subcontractor	Scope of Work	Ethnicity	Gender	Original Commitment \$	Current Commitment \$	DBE Commitment %	Current Participation \$	Current Participation %
57	Convenient Trucking*	Trucking	Hispanic American	Female	\$0	\$0	0.00%	\$42,444	0.00%
58	Cook Transport*	Trucking, Hauling	Black American	Male	\$13,619	\$13,619	0.00%	\$21,442	0.00%
59	Cuscatlan Trucking, LLC*	Trucking, Hauling	Hispanic American	Female	\$20,351	\$20,351	0.00%	\$10,571	0.00%
60	D A H Trucking*	Trucking, Hauling	Hispanic American	Male	\$0	\$0	0.00%	\$7,291	0.00%
61	D B Trucking*	Trucking	Black American	Male	\$0	\$0	0.00%	\$224,163	0.02%
62	D4 Trucking*	Trucking/Hauling	Black American	Male	\$0	\$0	0.00%	\$208,654	0.02%
63	Daniel's Trucking*	Trucking, Hauling	Hispanic American	Male	\$0	\$0	0.00%	\$1,527	0.00%
64	Davis Blue Print Co., Inc.*	Blue Print	Hispanic American	Female	\$3,205	\$3,205	0.00%	\$156,401	0.02%
65	DC Engineering Group*	Temporary Traffic Control Plans & Reports	Subcontinent Asian American	Male	\$75,000	\$1,917,660	0.15%	\$1,568,742	0.16%
66	DCD Electric Inc.*	Tunnel Boring Machine	Black American	Male	\$12,800	\$33,689	0.00%	\$29,849	0.00%
67	DCD Electric Inc.*	Electrical Transformers	Black American	Male	\$62,368	\$64,946	0.01%	\$226,662	0.02%
68	DCD Electric Inc.*	Electrical services	Black American	Male	\$654,000	\$5,494,000	0.44%	\$5,687,600	0.59%
69	Deborah Dyson Electrical Contractor*	Electrical	Black American	Female	\$52,000	\$52,000	0.00%	\$52,000	0.01%
70	Deco Pave, Inc.	Furnish and Install Asphalt Paving	Asian-Pacific American	Male	\$100,000	\$989,900	0.08%	\$927,600	0.10%
71	Del Richardson & Associates, Inc (DRA, Inc)*	Consultant	Black American	Female	\$266,240	\$266,240	0.02%	\$231,300	0.02%



*DBEs added after contract award

Metro

Crenshaw/LAX DBE Commitments – Construction

	Subcontractor	Scope of Work	Ethnicity	Gender	Original Commitment \$	Current Commitment \$	DBE Commitment %	Current Participation \$	Current Participation %
72	Dependable Dumping Inc*	Trucking/Hauling	Black American	Male	\$0	\$0	0.00%	\$215,934	0.02%
73	Diamond Transport*	Trucking	Hispanic American	Male	\$0	\$0	0.00%	\$120,301	0.01%
74	Doris Trucking, LLC*	Trucking, Hauling	Black American	Male	\$182,590	\$182,590	0.01%	\$161,089	0.02%
75	E & AA Trucking*	Trucking/Hauling	Hispanic American	Male	\$0	\$0	0.00%	\$377,851	0.04%
76	EC Applications, LLC*	Waterproofing	Hispanic American	Male	\$12,903,811	\$13,236,921	1.05%	\$11,132,637	1.16%
77	Edward J Howell Jr*	Trucking	Black American	Male	\$0	\$0	0.00%	\$84,488	0.01%
78	El Camino Trucking, Inc.*	Trucking	Hispanic American	Male	\$0	\$0	0.00%	\$75,520	0.01%
79	Ellis Equipment, Inc.*	Equipment rentals	Asian-Pacific American	Female	\$53,960	\$53,960	0.00%	\$53,960	0.01%
80	Ellis Equipment, Inc.*	K Rail purchase	Asian-Pacific American	Female	\$56,685	\$56,685	0.00%	\$56,685	0.01%
81	Ellis Equipment, Inc.*	Equipment rentals	Asian-Pacific American	Female	\$26,841	\$26,841	0.00%	\$26,841	0.00%
82	Ellis Equipment, Inc.*	Equipment rentals	Asian-Pacific American	Female	\$30,041	\$30,041	0.00%	\$30,041	0.00%
83	Ellis Equipment, Inc.*	213084F18	Asian-Pacific American	Female	\$37,123	\$37,123	0.00%	\$37,123	0.00%
84	Ellis Equipment, Inc.*	Equipment rentals	Asian-Pacific American	Female	\$141,455	\$141,455	0.01%	\$141,455	0.01%
85	Ellis Equipment, Inc.*	Equipment rentals	Asian-Pacific American	Female	\$30,215	\$30,215	0.00%	\$30,215	0.00%
86	Ellis Equipment, Inc.*	Equipment rentals	Asian-Pacific American	Female	\$9,320	\$9,320	0.00%	\$9,320	0.00%



*DBEs added after contract award

Metro

Crenshaw/LAX DBE Commitments – Construction

	Subcontractor	Scope of Work	Ethnicity	Gender	Original Commitment \$	Current Commitment \$	DBE Commitment %	Current Participation \$	Current Participation %
87	Ellis Equipment, Inc.*	Equipment rentals	Asian-Pacific American	Female	\$41,561	\$41,561	0.00%	\$41,561	0.00%
88	Ellis Equipment, Inc.*	Equipment rentals	Asian-Pacific American	Female	\$36,431	\$36,431	0.00%	\$36,431	0.00%
89	Ellis Equipment, Inc.*	Equipment rentals	Asian-Pacific American	Female	\$10,815	\$10,815	0.00%	\$10,815	0.00%
90	Ellis Equipment, Inc.*	Equipment rentals	Asian-Pacific American	Female	\$21,420	\$21,420	0.00%	\$21,420	0.00%
91	E-Nor Innovations, Inc	Traffic Control Services	Black American	Male	\$824	\$824	0.00%	\$65,867	0.01%
92	E-Nor Innovations, Inc*	Traffic Control	Black American	Male	\$250,000	\$680,969	0.05%	\$694,636	0.07%
93	E-Nor Innovations, Inc*	Traffic Control Services	Black American	Male	\$22,020	\$22,020	0.00%	\$22,020	0.00%
94	Epic Level, LLC	Trucking/Hauling	Black American	Female	\$0	\$0	0.00%	\$279,972	0.03%
95	EW Corporation Industrial Fabricators	Steel Drop Drawings	Hispanic American	Male	\$100,000	\$19,286,853	1.54%	\$18,782,551	1.95%
96	Excelsior Elevator Corp.*	Furnish Elevators	Asian-Pacific American	Female	\$4,332,361	\$4,316,309	0.34%	\$1,973,974	0.21%
97	Excelsior Elevator Corp.*	Install and Maintain Elevators	Asian-Pacific American	Female	\$2,989,829	\$3,191,812	0.25%	\$400,320	0.04%
98	Fariba Nation Consulting*	Develop Systems Integration Test Plan	Non-Minority	Female	\$74,550	\$1,635,900	0.13%	\$234,569	0.02%
99	Fine Grade Equipment, Inc.*	Operated Equipment	Native American	Female	\$200,000	\$200,000	0.02%	\$34,713	0.00%



*DBEs added after contract award

Metro

Crenshaw/LAX DBE Commitments – Construction

	Subcontractor	Scope of Work	Ethnicity	Gender	Original Commitment \$	Current Commitment \$	DBE Commitment %	Current Participation \$	Current Participation %
100	Flores Construction*	Equipment Rental and Labor	Hispanic American	Male	\$21,640	\$21,640	0.00%	\$21,640	0.00%
101	Fortino Trucking*	Trucking	Hispanic American	Male	\$0	\$0	0.00%	\$8,256	0.00%
102	Frank Walter's Trucking*	Trucking, Hauling	Hispanic American	Male	\$0	\$0	0.00%	\$14,277	0.00%
103	Freeway Trucking Company*	Trucking	Black American	Male	\$0	\$0	0.00%	\$11,144	0.00%
104	fs3, Inc. dba fs3/Hodges*	Scheduling	Hispanic American	Male	\$35,000	\$360,500	0.03%	\$250,425	0.03%
105	G & C Equipment Corp*	Furnish Bonded Insulated Joint Kits	Black American	Male	\$34,257	\$34,257	0.00%	\$34,257	0.00%
106	G & C Equipment Corp*	Construction Supplies	Black American	Male	\$1,740,103	\$1,740,103	0.14%	\$524,435	0.05%
107	G & C Equipment Corp*	Guideway Materials	Black American	Male	\$89,544	\$89,544	0.01%	\$89,544	0.01%
108	G & C Equipment Corp*	Octagon Flare Materials	Black American	Male	\$18,183	\$47,582	0.00%	\$40,255	0.00%
109	G & C Equipment Corp*	CCC Steel - SOE Temporary Steel	Black American	Male	\$34,259	\$1,529,710	0.12%	\$1,129,726	0.12%
110	G & C Equipment Corp*	Precast Concrete Deck Panels	Black American	Male	\$2,144,524	\$2,774,258	0.22%	\$2,763,721	0.29%
111	G & C Equipment Corp*	Purchasing Manager on site	Black American	Male	\$154,930	\$154,930	0.01%	\$249,729	0.03%
112	G & C Equipment Corp*	Furnish Bonded Insulated Joint Kits	Black American	Male	\$6,287,122	\$6,287,122	0.50%	\$0	0.00%
113	G & C Equipment Corp*	Furnish Steel Beams (Brown Strauss)	Black American	Male	\$92,762	\$122,875	0.01%	\$122,875	0.01%



*DBEs added after contract award

Metro

Crenshaw/LAX DBE Commitments – Construction

	Subcontractor	Scope of Work	Ethnicity	Gender	Original Commitment \$	Current Commitment \$	DBE Commitment %	Current Participation \$	Current Participation %
114	G & C Equipment Corp*	Furnish Sanitary Sewer Pump - Carter Pump	Black American	Male	\$522,203	\$522,203	0.04%	\$496,093	0.05%
115	G & C Equipment Corp*	Furnish Concrete Ties - LB Foster	Black American	Male	\$232,367	\$232,367	0.02%	\$243,857	0.03%
116	G & C Equipment Corp*	Supplier	Black American	Male	\$223,235	\$223,235	0.02%	\$152,518	0.02%
117	G & C Equipment Corp*	Purchasing Agents	Black American	Male	\$135,200	\$196,836	0.02%	\$194,732	0.02%
118	G & C Equipment Corp*	Steel Beam Supply	Black American	Male	\$6,578,707	\$10,294,089	0.82%	\$10,311,007	1.07%
119	G & C Equipment Corp*	Steel Beams - Skyline Steel	Black American	Male	\$1,195,358	\$1,216,705	0.10%	\$1,652,189	0.17%
120	G. O. Rodriguez Trucking, Inc.*	Trucking - Off Site Hauling	Hispanic American	Male	\$10,497	\$10,497	0.00%	\$10,497	0.00%
121	G. O. Rodriguez Trucking, Inc.*	hauling spoils and debris	Hispanic American	Male	\$32,686	\$32,686	0.00%	\$32,686	0.00%
122	G. O. Rodriguez Trucking, Inc.*	Off-site Hauling of Construction Debris	Hispanic American	Male	\$33,934	\$33,934	0.00%	\$0	0.00%
123	G. O. Rodriguez Trucking, Inc.*	Trucking, Hauling	Hispanic American	Male	\$13,129	\$13,129	0.00%	\$19,119	0.00%
124	Gant Trucking*	Trucking	Black American	Male	\$0	\$0	0.00%	\$286,876	0.03%
125	GDS INDUSTRIES. INC.*	Electrical & Signals Supplier	Non-Minority	Female	\$989,265	\$989,265	0.08%	\$227,265	0.02%
126	Global Transloading, LLC*	transportation & disposal of Contaminated soils	Hispanic American	Female	\$140,053	\$6,562,053	0.52%	\$6,206,947	0.65%
127	Global Transloading, LLC*	Trucking and Hauling	Hispanic American	Female	\$6,545	\$6,545	0.00%	\$8,698	0.00%



*DBEs added after contract award

Metro

Crenshaw/LAX DBE Commitments – Construction

	Subcontractor	Scope of Work	Ethnicity	Gender	Original Commitment \$	Current Commitment \$	DBE Commitment %	Current Participation \$	Current Participation %
128	GM Trucking*	Trucking/Hauling	Black American	Male	\$0	\$0	0.00%	\$183,770	0.02%
129	Green Boy Inc*	Trucking/Hauling	Black American	Male	\$0	\$0	0.00%	\$76,779	0.01%
130	GW Civil Constructors, Inc.*	Install Wales, Lookout Stiffeners, T-Paks and Struts	Black American	Male	\$3,452,933	\$15,908,734	1.27%	\$13,840,715	1.44%
131	GW Civil Constructors, Inc.*	Pre-Construction Design Review & Planning for Underground 3	Black American	Male	\$327,600	\$307,073	0.02%	\$2,065,109	0.21%
132	H & L Dump Service*	Trucking	Hispanic American	Male	\$0	\$0	0.00%	\$447,845	0.05%
133	H.P. Haul & Dump, Inc.*	Trucking	Black American	Male	\$0	\$0	0.00%	\$599,306	0.06%
134	HBA Trucking*	Trucking	Hispanic American	Male	\$0	\$0	0.00%	\$8,720	0.00%
135	HBA Trucking*	Trucking, Hauling	Hispanic American	Male	\$0	\$0	0.00%	\$524	0.00%
136	HD Trucking*	Trucking	Hispanic American	Male	\$0	\$0	0.00%	\$53,944	0.01%
137	Herrera Bros. Trucking Corp.*	Trucking, Hauling	Hispanic American	Male	\$65,667	\$65,667	0.01%	\$44,219	0.00%
138	Hugos Trucking*	Trucking	Hispanic American	Male	\$0	\$0	0.00%	\$49,576	0.01%
139	IFVG Enterprise LLC*	Trucking and Hauling	Black American	Male	\$269,892	\$269,892	0.02%	\$388,473	0.04%
140	Inspection Services, Inc. (ISI)*	Material testing and inspection services	Asian-Pacific American	Female	\$573,193	\$573,193	0.05%	\$554,697	0.06%



*DBEs added after contract award

Metro

Crenshaw/LAX DBE Commitments – Construction

	Subcontractor	Scope of Work	Ethnicity	Gender	Original Commitment \$	Current Commitment \$	DBE Commitment %	Current Participation \$	Current Participation %
141	Integrity Rebar Placers, Inc.*	Rebar	Hispanic American	Male	\$24,951,985	\$28,522,314	2.27%	\$38,666,717	4.02%
142	Integrity Rebar Placers, Inc.*	Rebar	Hispanic American	Male	\$5,089,924	\$7,313,631	0.58%	\$6,349,078	0.66%
143	J P and Concepts Co*	Design, Furnish and Deliver Special Trackwork	Non-Minority	Female	\$3,873,432	\$4,313,280	0.34%	\$4,087,671	0.42%
144	J P Sepulveda Trucking*	Trucking	Hispanic American	Male	\$0	\$0	0.00%	\$44,744	0.00%
145	J. C. Martinez Trucking*	Trucking	Hispanic American	Male	\$0	\$0	0.00%	\$43,935	0.00%
146	JAMES 008 TRUCKING*	Trucking, Hauling	Hispanic American	Male	\$0	\$0	0.00%	\$31,137	0.00%
147	JC Trucking*	Trucking/Hauling	Hispanic American	Male	\$0	\$0	0.00%	\$173,108	0.02%
148	JCB Trucking*	Trucking/Hauling	Hispanic American	Male	\$0	\$0	0.00%	\$102,039	0.01%
149	JCB Trucking*	Trucking	Hispanic American	Male	\$5,832	\$5,832	0.00%	\$13,997	0.00%
150	Jet Drilling, Inc.*	Soil Preparation Services	Hispanic American	Male	\$107,240	\$107,240	0.01%	\$107,240	0.01%
151	JRuby's Transport, LLC*	Trucking	Hispanic American	Male	\$20,598	\$20,598	0.00%	\$43,908	0.00%
152	Jo Jo's Trucking Inc.*	Trucking	Hispanic American	Male	\$0	\$0	0.00%	\$127,738	0.01%
153	Joe G. Trucking*	Trucking	Hispanic American	Male	\$0	\$0	0.00%	\$4,224	0.00%
154	JRO Trucking*	Trucking/Hauling	Hispanic American	Male	\$0	\$0	0.00%	\$289,311	0.03%
155	Jus Dumpin LLC*	Trucking	Black American	Male	\$0	\$0	0.00%	\$106,815	0.01%



*DBEs added after contract award

Metro

Crenshaw/LAX DBE Commitments – Construction

	Subcontractor	Scope of Work	Ethnicity	Gender	Original Commitment \$	Current Commitment \$	DBE Commitment %	Current Participation \$	Current Participation %
156	Jus Dumpin LLC*	Trucking	Black American	Male	\$36,073	\$36,073	0.00%	\$36,026	0.00%
157	KIR Trucking*	Trucking	Black American	Male	\$0	\$0	0.00%	\$346,472	0.04%
158	KLP Commercial, LLC*	Concrete Crossing Panels	Native American	Female	\$494,332	\$522,289	0.04%	\$386,644	0.04%
159	L & T Enterprize*	Trucking	Black American	Male	\$0	\$0	0.00%	\$442,705	0.05%
160	L S Trucking*	Trucking	Hispanic American	Male	\$0	\$0	0.00%	\$28,616	0.00%
161	L.A.C. Motor Enterprises, Inc.*	Trucking, Hauling	Hispanic American	Female	\$600,200	\$600,200	0.05%	\$4,021,031	0.42%
162	LAMARRS TRUCKING CO., INC.*	Trucking, Hauling	Black American	Male	\$0	\$0	0.00%	\$0	0.00%
163	LB Trucking Services LLC*	Trucking/Hauling	Black American	Female	\$0	\$0	0.00%	\$183,585	0.02%
164	Leading Edge Trucking, Inc.*	Trucking/Hauling	Black American	Male	\$0	\$0	0.00%	\$82,614	0.01%
165	Lee Andrews Group*	Public Affairs Consulting	Hispanic American	Female	\$130,719	\$130,719	0.01%	\$130,719	0.01%
166	Lejend Corporation*	Trucking/Hauling	Black American	Male	\$0	\$0	0.00%	\$108,317	0.01%
167	Lowers Welding & Fabrication, Inc.*	Furnish & Deliver 66 inch Hobas Sewer Line Material	Non-Minority	Female	\$179,294	\$179,294	0.01%	\$5,026,802	0.52%
168	Lowers Welding & Fabrication, Inc.*	Manufacturer of Steel	Non-Minority	Female	\$1,440,000	\$1,440,000	0.11%	\$1,703,590	0.18%
169	Lucas Builders, Inc.*	Site Preparation	Subcontinent-Asian American	Male	\$276,780	\$276,780	0.02%	\$67,279	0.01%
170	Lucas Builders, Inc.*	Storm Drain	Subcontinent-Asian American	Male	\$971,099	\$1,685,958	0.13%	\$1,386,265	0.14%



*DBEs added after contract award

Metro

Crenshaw/LAX DBE Commitments – Construction

	Subcontractor	Scope of Work	Ethnicity	Gender	Original Commitment \$	Current Commitment \$	DBE Commitment %	Current Participation \$	Current Participation %
171	Luis Rodriguez Trucking*	Trucking, Hauling	Hispanic American	Male	\$0	\$0	0.00%	\$2,439	0.00%
172	Lumas Air, Inc.*	Air Conditioning Replacement for Walmart-Capri Development	Black American	Male	\$30,500	\$30,500	0.00%	\$72,855	0.01%
173	M. Gonzalez & Son Trucking*	Trucking, Hauling	Hispanic American	Male	\$432,343	\$432,343	0.03%	\$165,604	0.02%
174	MAD Transportation, Inc.*	Trucking, Hauling	Hispanic American	Male	\$0	\$0	0.00%	\$19,353	0.00%
175	Marquez Delivery*	Trucking	Hispanic American	Male	\$0	\$0	0.00%	\$27,272	0.00%
176	Martinez Electric Transportation Company, Inc.*	Electrical Wiring Installation	Hispanic American	Male	\$13,512,691	\$13,512,691	1.08%	\$5,214,854	0.54%
177	Matthew G. Trucking*	Trucking/Hauling	Hispanic American	Male	\$0	\$0	0.00%	\$114,045	0.01%
178	Matthew G. Trucking*	Trucking, Hauling	Hispanic American	Male	\$10,668	\$10,668	0.00%	\$5,985	0.00%
179	MCB Trucking*	Trucking	Hispanic American	Male	\$0	\$0	0.00%	\$22,632	0.00%
180	Morgner Construction Management*	CCTV Inspection of Storm Drain and Sewer	Hispanic American	Female	\$21,891	\$24,391	0.00%	\$2,500	0.00%
181	Morgner Construction Management*	Pre and Post Construction Survey	Hispanic American	Female	\$378,000	\$378,000	0.03%	\$248,076	0.03%
182	Morgner Construction Management*	Noise and Vibration	Hispanic American	Female	\$414,400	\$523,953	0.04%	\$442,926	0.05%
183	Mountain Pacific, Inc.*	false work design	Non-Minority	Female	\$20,000	\$439,220	0.03%	\$439,220	0.05%
184	My Three Brothers and Me*	Trucking	Black American	Male	\$0	\$0	0.00%	\$106,122	0.01%



*DBEs added after contract award

Metro

Crenshaw/LAX DBE Commitments – Construction

	Subcontractor	Scope of Work	Ethnicity	Gender	Original Commitment \$	Current Commitment \$	DBE Commitment %	Current Participation \$	Current Participation %
185	N R W TRUCKING*	Trucking/Hauling	Black American	Male	\$0	\$0	0.00%	\$181,533	0.02%
186	Nextline Protection Services, Inc*	Security Services	Black American	Male	\$250,000	\$3,651,170	0.29%	\$4,125,003	0.43%
187	Nexus Consulting and Management Services, Inc.*	Document Control Manager	Hispanic American	Female	\$270,400	\$706,160	0.06%	\$656,651	0.07%
188	Ocha Transportation*	Trucking	Hispanic American	Male	\$0	\$0	0.00%	\$121,018	0.01%
189	Omar Trucking*	Trucking	Hispanic American	Male	\$0	\$0	0.00%	\$29,808	0.00%
190	Orlando's Trucking*	Trucking	Hispanic American	Male	\$0	\$0	0.00%	\$64,542	0.01%
191	Ozzies Trucking Inc*	Trucking/Hauling	Hispanic American	Male	\$0	\$0	0.00%	\$257,579	0.03%
192	P.G. TRUCKING*	Trucking	Hispanic American	Male	\$0	\$0	0.00%	\$72,952	0.01%
193	P.M.R. Trucking*	Trucking	Hispanic American	Male	\$0	\$0	0.00%	\$45,376	0.00%
194	PacRim Engineering Inc*	Structural Engineer	Asian-Pacific American	Male	\$15,000	\$15,000	0.00%	\$4,000	0.00%
195	Padilla & Associates, Inc.	DBE/PLA/Labor Compliance	Hispanic American	Female	\$1,800,000	\$3,140,660	0.25%	\$2,841,390	0.30%
196	Quality Engineering Inc.*	QA/QC	Black American	Male	\$3,672,422	\$3,672,422	0.29%	\$3,259,761	0.34%
197	R & K Transport*	Trucking, Hauling	Hispanic American	Male	\$0	\$0	0.00%	\$8,912	0.00%
198	R & R TRUCKING*	Trucking, Hauling	Hispanic American	Male	\$0	\$0	0.00%	\$0	0.00%
199	R J LaLonde, Inc.*	Equipment Rental	Non-Minority	Female	\$19,353	\$19,353	0.00%	\$38,705	0.00%



*DBEs added after contract award

Metro

Crenshaw/LAX DBE Commitments – Construction

	Subcontractor	Scope of Work	Ethnicity	Gender	Original Commitment \$	Current Commitment \$	DBE Commitment %	Current Participation \$	Current Participation %
200	R.J. Safety Supply Company Inc.*	Safety Supplies	Non-Minority	Female	\$7,261	\$7,261	0.00%	\$7,298	0.00%
201	RBT Electric*	Conduit Ductbank & High Voltage Utility Metering Gear Install	Black American	Male	\$1,910,963	\$1,910,963	0.15%	\$1,875,867	0.20%
202	RDL Trucking*	Trucking	Black American	Male	\$0	\$0	0.00%	\$319,878	0.03%
203	Ready Two Roll Trucking*	Trucking	Black American	Male	\$0	\$0	0.00%	\$284,870	0.03%
204	Red Dragon Transport, Inc.*	Trucking	Hispanic American	Male	\$0	\$0	0.00%	\$80,092	0.01%
205	Reynaga Transportation, Inc.*	Trucking	Hispanic American	Male	\$0	\$0	0.00%	\$408,901	0.04%
206	Reynaga Trucking*	Trucking	Hispanic American	Male	\$0	\$0	0.00%	\$109,626	0.01%
207	Rigo's Trucking*	Trucking/Hauling	Hispanic American	Male	\$0	\$0	0.00%	\$154,048	0.02%
208	Roberts Trucking, Inc.*	Trucking, Hauling	Hispanic American	Male	\$0	\$0	0.00%	\$13,220	0.00%
209	Robnett Electric, Inc.*	Furnish and Install Tier Cable - Low Voltage	Black American	Male	\$1,713,235	\$1,713,235	0.14%	\$126,617	0.01%
210	Robnett Electric, Inc.*	Install Electrical Infrastructure	Black American	Male	\$739,187	\$743,179	0.06%	\$82,523	0.01%
211	Robnett Electric, Inc.*	IPMO Electrical Services	Black American	Male	\$30,287	\$33,538	0.00%	\$33,538	0.00%
212	Roy's Trucking*	Trucking/Hauling	Hispanic American	Male	\$0	\$0	0.00%	\$148,534	0.02%
213	S C Transportation, Inc.*	Trucking	Black American	Male	\$0	\$0	0.00%	\$429,499	0.04%
214	Safeprobe, Inc.*	Potholing	Asian-Pacific American	Male	\$285,300	\$285,300	0.02%	\$162,099	0.02%



*DBEs added after contract award

Metro

Crenshaw/LAX DBE Commitments – Construction

	Subcontractor	Scope of Work	Ethnicity	Gender	Original Commitment \$	Current Commitment \$	DBE Commitment %	Current Participation \$	Current Participation %
215	Santos Monje Trucking*	Trucking/Hauling	Hispanic American	Male	\$0	\$0	0.00%	\$229,036	0.02%
216	Sapphos Environmental, Inc.	Environmental	Hispanic American	Female	\$561,046	\$584,730	0.05%	\$526,137	0.05%
217	Seaport Lighting, Inc.*	Provide primary AC switchgear and switchgear 600VAC and less	Non-Minority	Female	\$5,253,341	\$5,253,341	0.42%	\$2,352,169	0.24%
218	Shawn Harris Trucking*	Trucking/Hauling	Black American	Male	\$0	\$0	0.00%	\$156,298	0.02%
219	Skrillville Trucking*	Trucking/Hauling	Black American	Male	\$0	\$0	0.00%	\$308,726	0.03%
220	Smashmouf Trucking*	Trucking	Black American	Male	\$0	\$0	0.00%	\$155,929	0.02%
221	SMR Transport*	Trucking	Hispanic American	Male	\$0	\$0	0.00%	\$271,296	0.03%
222	SMR Transport*	Water Truck	Hispanic American	Male	\$80,000	\$80,000	0.01%	\$422,984	0.04%
223	Soteria Company, LLC	Systems Certification	Hispanic American	Male	\$1,154,520	\$716,542	0.06%	\$851,947	0.09%
224	South Coast Sweeping, Inc.*	Street Sweeping	Non-Minority	Female	\$1,408,000	\$1,408,000	0.11%	\$2,168,050	0.23%
225	Southwest Trucking Group, LLC*	Trucking	Hispanic American	Male	\$5,184	\$5,184	0.00%	\$4,666	0.00%
226	Southwest Trucking Group, LLC*	Trucking, Hauling	Hispanic American	Male	\$0	\$0	0.00%	\$352	0.00%
227	Speedy Gonzalez Trucking*	Trucking	Hispanic American	Male	\$0	\$0	0.00%	\$37,352	0.00%
228	Synchrony South Group LLC dba Timeline Trucking*	Trucking, Hauling	Black American	Male	\$4,334	\$4,334	0.00%	\$28,946	0.00%



*DBEs added after contract award

Metro

Crenshaw/LAX DBE Commitments – Construction

	Subcontractor	Scope of Work	Ethnicity	Gender	Original Commitment \$	Current Commitment \$	DBE Commitment %	Current Participation \$	Current Participation %
229	TDC Trucking Inc.*	Trucking/Hauling	Black American	Male	\$0	\$0	0.00%	\$46,166	0.00%
230	TEC Management Consultants, Inc.*	Capri Driveways	Black American	Male	\$43,773	\$46,634	0.00%	\$46,634	0.00%
231	TEC Management Consultants, Inc.*	Demolition and Hauling	Black American	Male	\$95,089	\$34,710	0.00%	\$92,696	0.01%
232	TELEKINESIS LLC*	Trucking	Black American	Male	\$2,973	\$2,973	0.00%	\$1,600	0.00%
233	The Jungle Nursery, Inc.*	Tree Removal	Hispanic American	Male	\$60,000	\$131,396	0.01%	\$120,730	0.01%
234	Thomas Land Clearing*	Building Demolition	Black American	Male	\$339,000	\$634,000	0.05%	\$634,000	0.07%
235	Titan Disposal, LLC*	Water Truck	Black American	Male	\$400,000	\$14,233	0.00%	\$422,466	0.04%
236	Titan Services Inc*	Electrical Installation Contractors	Non-Minority	Female	\$2,100,258	\$2,100,258	0.17%	\$2,312,341	0.24%
237	TLH Enterprise Trucking*	Trucking/Hauling	Black American	Male	\$0	\$0	0.00%	\$175,477	0.02%
238	TMM Enterprises Group, Inc.*	Supplier	Black American	Male	\$37,686	\$37,686	0.00%	\$35,580	0.00%
239	Torres & Sons Trucking, Inc.*	Trucking	Hispanic American	Male	\$2,770	\$2,770	0.00%	\$162	0.00%
240	Traffic Loops Crackfilling, Inc.*	Traffic signal loop detector installation	Asian-Pacific American	Female	\$8,045	\$8,045	0.00%	\$180,008	0.02%
241	Treesmith Enterprises, Inc.*	Tree Pruning & Removal	Hispanic American	Female	\$45,750	\$304,603	0.02%	\$252,025	0.03%
242	Tri-County Drilling, Inc.	SPT for ground improvement	Non-Minority	Female	\$13,100	\$13,100	0.00%	\$13,100	0.00%



*DBEs added after contract award

Metro

Crenshaw/LAX DBE Commitments – Construction

	Subcontractor	Scope of Work	Ethnicity	Gender	Original Commitment \$	Current Commitment \$	DBE Commitment %	Current Participation \$	Current Participation %
243	Tri-County Drilling, Inc.	Provide geotechnical and environmental drilling services including installation of inclinometers and groundwater monitoring wells	Non-Minority	Female	\$152,595	\$152,595	0.01%	\$1,033,083	0.11%
244	Umanzor & Son Trucking*	Trucking	Hispanic American	Male	\$648	\$648	0.00%	\$583	0.00%
245	Universal Reproductions, Inc.*	Reprographics	Non-Minority	Female	\$57,333	\$57,333	0.00%	\$224,670	0.02%
246	V & A Inc.	Third Party Consultant	Hispanic American	Male	\$877,800	\$877,800	0.07%	\$680,078	0.07%
247	Valverde Construction, Inc.	Water and Sewer Line and Related Structure Construction	Hispanic American	Male	\$18,950	\$33,450	0.00%	\$33,450	0.00%
248	Vasquez Trucking*	Trucking - off hauling			\$0	\$0	0.00%	\$1,276	0.00%
249	VETERAN ELECTRICAL POWER SYSTEMS INC*	Electrical testing laboratories or services	Hispanic American	Male	\$31,000	\$31,000	0.00%	\$17,712	0.00%
250	Vision Trucking*	Trucking/Hauling	Black American	Male	\$0	\$0	0.00%	\$235,174	0.02%
251	VMA Communications, Inc	Public Affairs	Hispanic American	Female	\$500,000	\$740,000	0.06%	\$660,000	0.07%
252	W S Boys*	Trucking/Hauling	Hispanic American	Male	\$0	\$0	0.00%	\$157,611	0.02%
253	Wessex Industries, Inc.*	Fabrication Supplier	Hispanic American	Male	\$625,518	\$625,518	0.05%	\$647,695	0.07%



*DBEs added after contract award

Metro

Crenshaw/LAX DBE Commitments – Construction

	Subcontractor	Scope of Work	Ethnicity	Gender	Original Commitment \$	Current Commitment \$	DBE Commitment %	Current Participation \$	Current Participation %
254	West Side Boyz*	Trucking	Hispanic American	Male	\$0	\$0	0.00%	\$505,481	0.05%
255	Willie Trucking*	Trucking	Hispanic American	Male	\$0	\$0	0.00%	\$33,248	0.00%
256	Y B I Management Services*	Office Supplies	Black American	Male	\$9,977	\$9,977	0.00%	\$16,869	0.00%
	Total to Date				\$176,919,533	\$254,868,638	20.00%	\$245,631,235	25.54%



*DBEs added after contract award

Metro