

# Monday through Friday

# 794

Effective Jun 26 2011

## Northbound (Approximate Times)

DOWNTOWN LOS ANGELES	GLENDALE	BURBANK	SUN VALLEY	SYLMAR
Hill & Venice	San Fernando & Los Feliz	Olive & San Fernando	San Fernando & Lankershim	Sylmar Station
4:37A	5:05A	5:19A	5:39A	5:55A
5:07	5:35	5:49	6:10	6:28
5:31	5:59	6:14	6:37	6:55
5:51	6:21	6:36	6:59	7:18
6:11	6:42	6:57	7:21	7:40
6:27	6:58	7:14	7:38	7:57
6:42	7:14	7:30	7:54	8:13
6:56	7:29	7:45	8:09	8:28
7:10	7:43	7:59	8:23	8:42
7:30	8:03	8:19	8:43	9:02
7:50	8:23	8:39	9:03	9:22
8:10	8:43	8:59	9:23	9:42
8:34	9:07	9:25	9:49	10:08
9:00	9:34	9:52	10:16	10:36
9:26	10:00	10:18	10:42	11:02
9:55	10:29	10:47	11:11	11:31
10:25	10:59	11:17	11:42	12:02P
10:55	11:30	11:48	12:14P	12:34
11:25	11:59	12:18P	12:44	1:04
11:55	12:30P	12:48	1:15	1:35
12:25P	1:00	1:18	1:45	2:06
12:55	1:30	1:48	2:15	2:37
1:25	2:00	2:19	2:46	3:08
1:55	2:31	2:50	3:17	3:40
2:25	3:01	3:20	3:47	4:10
2:55	3:32	3:51	4:18	4:42
3:24	4:01	4:20	4:47	5:11
3:44	4:21	4:40	5:07	5:30
4:04	4:41	5:00	5:27	5:50
4:24	5:01	5:20	5:47	6:10
4:44	5:21	5:40	6:07	6:30
5:04	5:41	6:00	6:27	6:47
5:28	6:05	6:24	6:49	7:09
6:13	6:49	7:06	7:29	7:48
6:43	7:17	7:33	7:55	8:12
7:13	7:46	8:00	8:21	8:38
7:58	8:29	8:43	9:04	9:21

## Southbound (Approximate Times)

SYLMAR	SUN VALLEY	BURBANK	GLENDALE	DOWNTOWN LOS ANGELES
Sylmar Station	San Fernando & Lankershim	Olive & San Fernando	San Fernando & Los Feliz	Hill & Venice
5:12A	5:30A	5:49A	6:03A	6:38A
5:29	5:47	6:07	6:23	6:58
5:46	6:05	6:27	6:43	7:19
6:05	6:25	6:47	7:03	7:40
6:22	6:42	7:05	7:23	8:00
6:40	7:00	7:25	7:43	8:21
6:58	7:20	7:45	8:03	8:42
7:17	7:39	8:04	8:23	9:02
7:37	7:59	8:24	8:43	9:22
7:57	8:19	8:44	9:03	9:42
8:22	8:44	9:09	9:28	10:07
8:52	9:14	9:39	9:58	10:37
9:22	9:44	10:09	10:28	11:07
9:50	10:13	10:39	10:58	11:37
10:20	10:43	11:09	11:28	12:07P
10:50	11:13	11:39	11:58	12:36
11:18	11:41	12:08P	12:28P	1:06
11:47	12:10P	12:38	12:58	1:35
12:18P	12:41	1:09	1:28	2:05
12:48	1:11	1:39	1:58	2:35
1:18	1:41	2:09	2:28	3:05
1:40	2:03	2:31	2:50	3:30
2:01	2:24	2:52	3:10	3:51
2:21	2:44	3:12	3:30	4:11
2:40	3:04	3:32	3:50	4:31
2:57	3:21	3:49	4:08	4:49
3:11	3:35	4:03	4:23	5:04
3:26	3:50	4:18	4:38	5:19
3:41	4:05	4:33	4:53	5:34
3:58	4:22	4:50	5:10	5:51
4:18	4:42	5:10	5:30	6:11
4:39	5:03	5:30	5:50	6:31
5:10	5:33	6:00	6:20	6:58
5:43	6:06	6:33	6:52	7:24
6:24	6:46	7:11	7:28	7:57
7:22	7:42	8:05	8:20	8:48

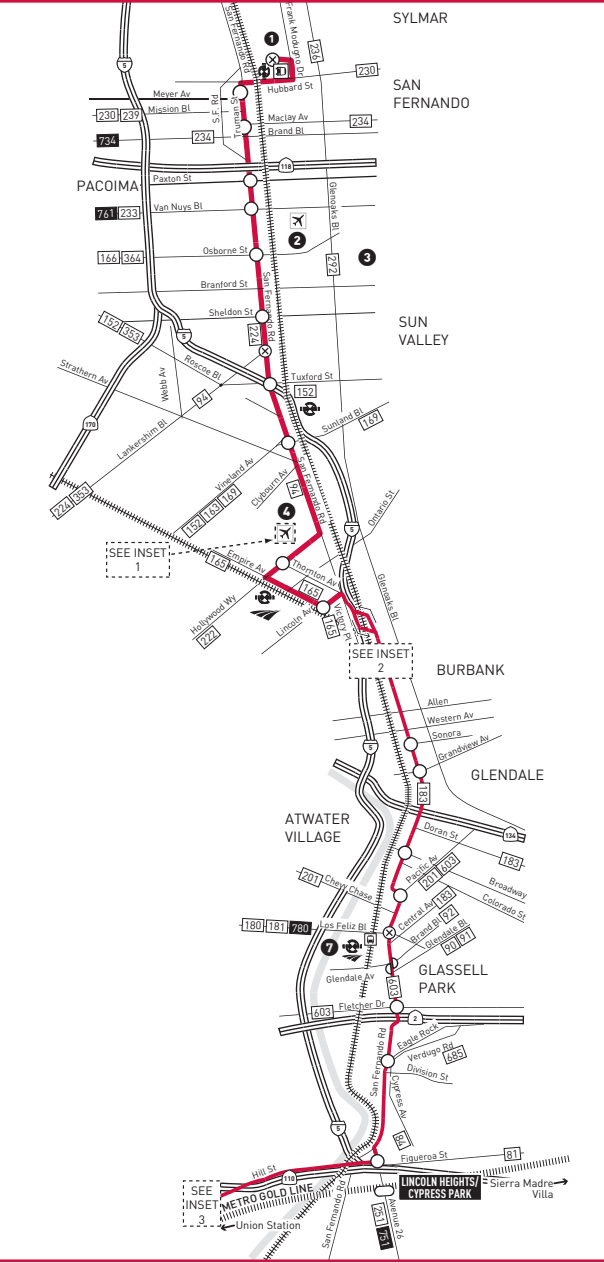
## Weekend and Holiday Schedule

No service operated on Saturday, Sunday, New Year's Day, Memorial Day, Independence Day, Labor Day, Thanksgiving Day and Christmas Day.

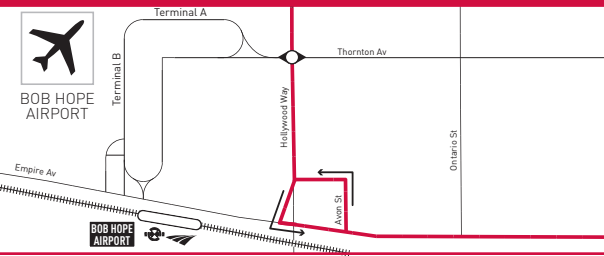
## Horarios del fin de semana y días feriados

No habrá servicio el sábado, domingo, New Year's Day, Memorial Day, Independence Day, Labor Day, Thanksgiving Day y Christmas Day.

**ROUTE MAP** N ▲



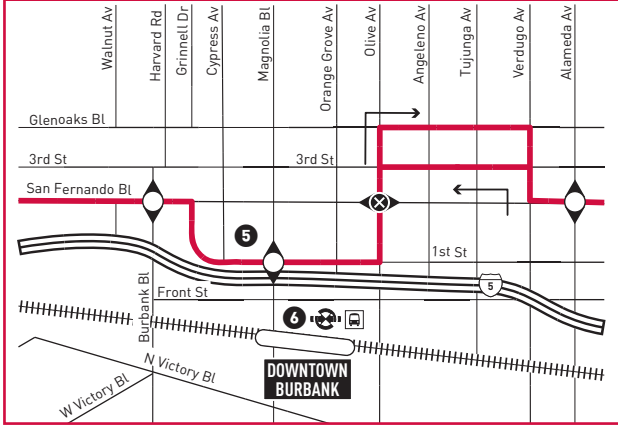
**INSET 1 - BOB HOPE AIRPORT** N ▲



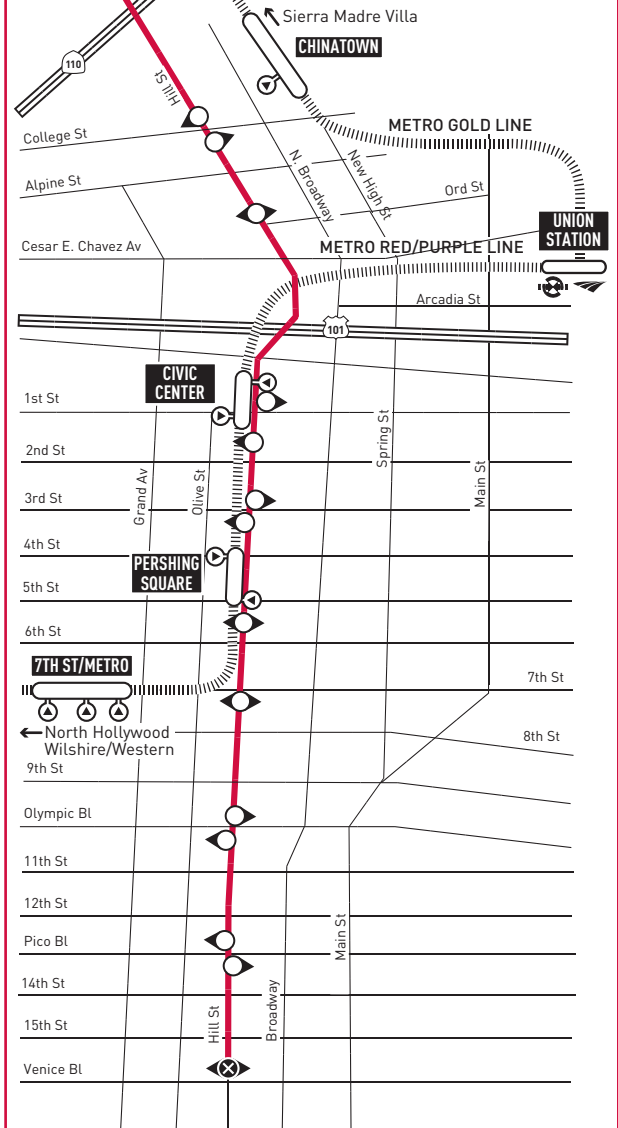
**MAP NOTES**

- 1 Sylmar Station**  
Metro 230, 236, 239, 292, 734, 794; CE574; Antelope Valley Metrolink Line
- 2 Whiteman Airpark**
- 3 Hansen Dam Lake, Park and Golf Course**
- 4 Bob Hope Airport**
- 5 Burbank Town Center**
- 6 Burbank Station**  
Metro 92, 96, 154, 155, 164, 165, 292; SC794; BB Media District, Airport/Empire; Antelope Valley & Ventura County Metrolink Lines
- 7 Glendale Station**  
Metro 183; Beeline 1 & 2; Antelope Valley & Ventura County Metrolink Lines

**INSET 2 - DOWNTOWN BURBANK** N ▲



**INSET 3 - DOWNTOWN LOS ANGELES** N ►



- LEGEND**
- Route of Line 794
  - Rapid Stop
  - ⊗ Rapid Stop and Timepoint
  - ▤ Metro Rail
  - Metro Rail Station
  - Transit Center
  - ⊕ Metrolink
  - ⚡ Amtrak
  - CE LADOT Commuter Express
  - SC Santa Clarita Transit

- INSET 1 - BOB HOPE AIRPORT**
- Rapid Stop
- INSET 2 - DOWNTOWN BURBANK**
- Rapid Stop
  - ⊗ Rapid Stop & Timepoint
- INSET 3 - DOWNTOWN LOS ANGELES**
- Rapid Stop
  - ⊗ Rapid Stop & Timepoint
  - Metro Rail Station
  - ⊕ Metro Rail Station Entrance