

# Monday through Friday

Effective Dec 13 2009

# 239

## Northbound (Approximate Times)

ENCINO	RESEDA	NORTHRIDGE		GRANADA HILLS			MISSION HILLS	SAN FERNANDO
Zelzah & Ventura	White Oak & Vanowen	Roscoe & White Oak	Zelzah & Nordhoff	Zelzah & Devonshire	Louise & Chatsworth	Rinaldi & Hayvenhurst	Rinaldi & Sepulveda	Sylmar Station
5:20A	5:31A	5:37A	5:43A	5:47A	5:51A	5:57A	6:03A	▣6:14A
6:09	6:21	6:28	6:35	6:40	6:46	6:52	6:59	▣7:11
7:02	7:15	7:22	7:30	7:35	7:40	7:47	7:55	8:11
8:00	8:13	8:20	8:28	8:33	8:38	8:45	8:53	9:09
8:39	8:52	8:59	9:06	9:11	9:16	9:22	9:29	▣9:42
9:13	9:24	9:30	9:37	9:42	9:47	9:53	10:00	▣10:13
10:06	10:17	10:23	10:30	10:35	10:40	10:46	10:53	▣11:06
11:02	11:13	11:19	11:26	11:31	11:36	11:42	11:49	▣12:02P
11:58	12:09P	12:15P	12:22P	12:27P	12:32P	12:38P	12:45P	▣12:58
12:55P	1:06	1:12	1:19	1:24	1:29	1:35	1:42	▣1:55
1:56	2:07	2:13	2:20	2:25	2:30	2:37	2:45	▣2:58
—	—	—	—	—	—	—	▣3:09	▣3:23
2:52	3:04	3:11	3:19	3:25	3:31	3:38	3:46	▣3:59
3:28	3:40	3:47	3:55	4:01	4:07	4:14	4:22	▣4:35
4:15	4:27	4:34	4:42	4:48	4:54	5:01	5:09	▣5:23
5:04	5:15	5:22	5:31	5:37	5:42	5:49	5:57	▣6:11
5:55	6:06	6:12	6:20	6:25	6:30	6:36	6:44	▣6:58
6:47	6:58	7:04	7:11	7:16	7:20	7:26	7:34	▣7:46
7:37	7:47	7:53	7:59	8:03	8:07	8:13	8:20	▣8:30

# Monday through Friday

# 239

## Southbound (Approximate Times)

SAN FERNANDO	MISSION HILLS	GRANADA HILLS			NORTHRIDGE		RESEDA	ENCINO
Sylmar Station	Sepulveda & Rinaldi	Rinaldi & Hayvenhurst	Louise & Chatsworth	Zelzah & Devonshire	Zelzah & Nordhoff	Roscoe & White Oak	White Oak & Vanowen	Zelzah & Ventura
▣5:46A	5:57A	6:04A	6:11A	6:16A	6:21A	6:27A	6:34A	6:45A
▣6:36	6:50	6:57	7:05	7:14	7:20	7:28	7:35	7:48
7:10	7:31	7:38	7:46	7:55	8:01	8:09	8:16	8:29
▣7:53	8:10	8:17	8:25	8:30	8:35	8:42	8:49	9:01
▣8:51	9:05	9:12	9:19	9:24	9:29	9:36	9:43	9:53
▣9:48	10:01	10:08	10:15	10:20	10:25	10:32	10:39	10:49
▣10:44	10:57	11:04	11:11	11:16	11:21	11:28	11:35	11:45
▣11:40	11:53	11:59	12:07P	12:12P	12:17P	12:24P	12:31P	12:41P
▣12:36P	12:49P	12:56P	1:03	1:08	1:13	1:20	1:27	1:37
▣1:32	1:45	1:52	1:59	2:04	2:09	2:16	2:23	2:33
2:10	2:27	2:34	2:41	2:46	2:51	2:58	3:05	3:15
▣2:57	3:10	3:17	3:24	3:31	3:37	3:46	3:53	4:03
▣3:46	3:59	4:06	4:13	4:18	4:23	4:31	4:38	4:48
▣4:32	4:45	4:52	4:59	5:04	5:09	5:17	5:24	5:34
▣5:37	5:50	5:57	6:04	6:08	6:12	6:19	6:25	6:35
▣6:30	6:43	6:49	6:55	6:59	7:03	7:08	7:14	7:22
▣7:27	7:39	7:45	7:51	7:54	7:57	8:02	8:08	8:16

## Holiday Schedule

No service operated on Saturdays, Sundays and Holidays.

## Horarios en los días feriados

No servicio los sábados, domingos y días feriados.

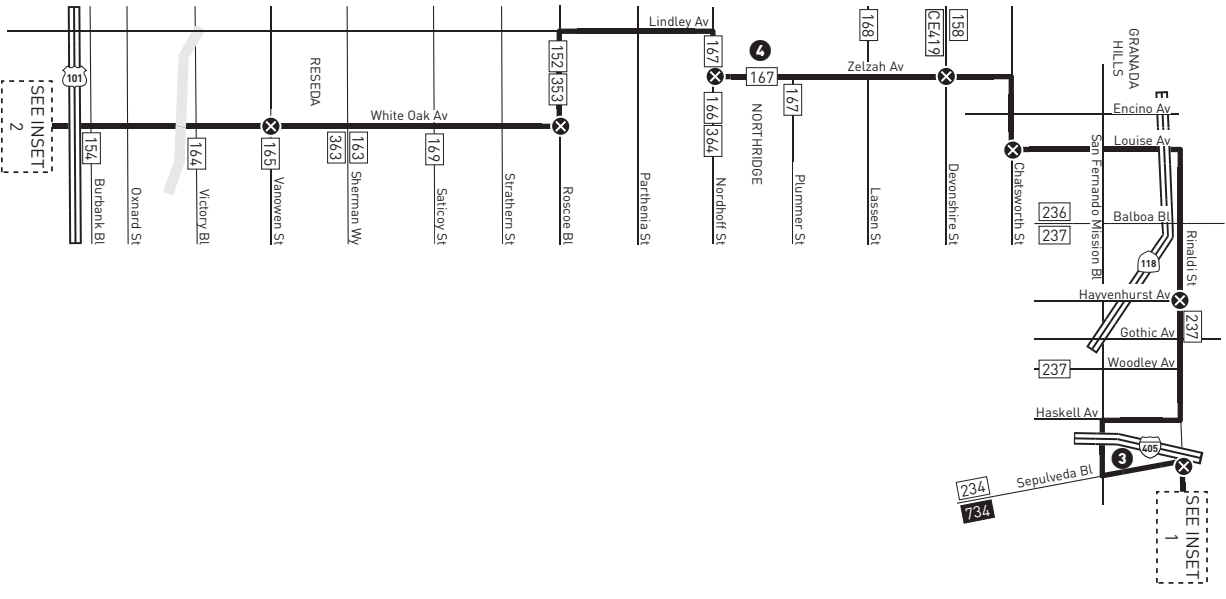
## Special Notes

- A** Bus continues via Line 230 to Studio City. Refer to Line 230 timetable for trip details.
- B** Trip originates at Rinaldi and Gothic at 3:00 PM.
- C** Bus originates via Line 230 in Studio City. Refer to Line 230 timetable for trip details.
- D** Departs Sylmar Station and serves San Fernando High School.

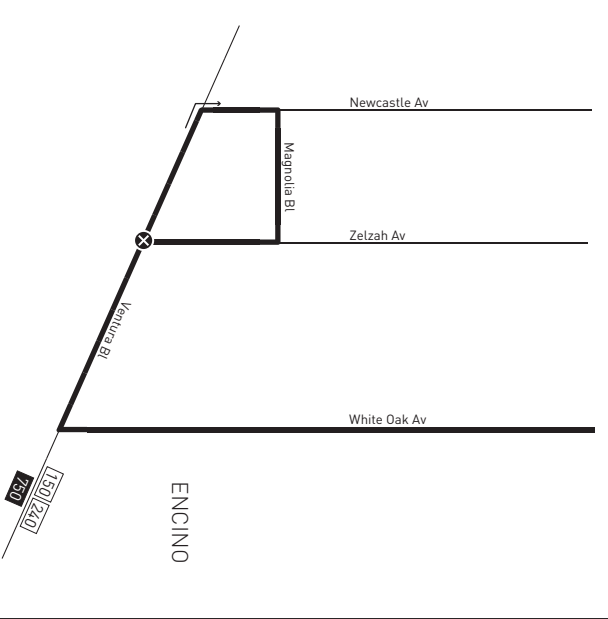
## Avisos especiales

- A** El autobús continúa vía Línea 230 a Studio City. Vea en el horario de la Línea 230 los detalles de este viaje.
- B** El viaje se origina en Rinaldi y Gothic a la 3:00 PM.
- C** El autobús se origina vía Línea 230 en Studio City. Vea en el horario de la Línea 230 los detalles de este viaje.
- D** Sale de Sylmar Station y brinda servicio a San Fernando High School.

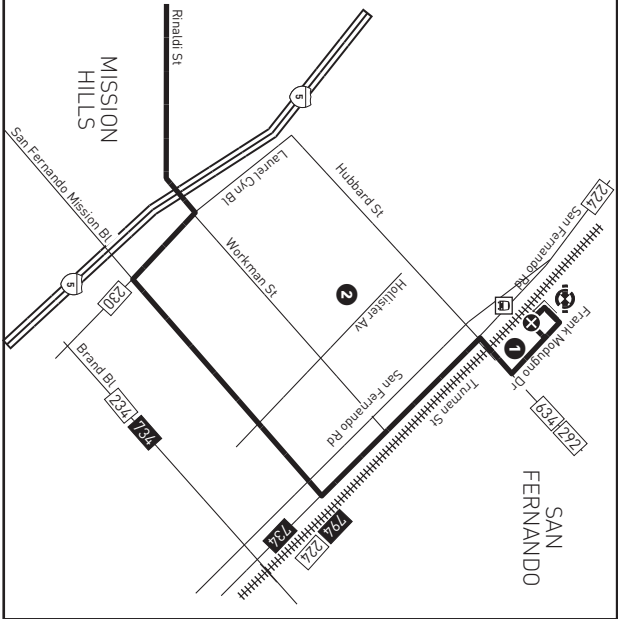
**ROUTE MAP**



**INSET MAP 2**



**INSET MAP 1**



**MAP NOTES**

- 1 Sylmar Station**  
Metro Bus Lines 230, 236, 239, 292, 634, 734, 794; CE 574; Antelope Valley Metrolink Line
- 2 Las Palmas Park**
- 3 Facey Medical Group**
- 4 California State University, Northridge**

**LEGEND**

- Route of Line 239
  - Los Angeles River
  - Timepoint
  - LADOT Commuter Express
- INSET MAP 1**
- Transit Center
  - Metrolink Station