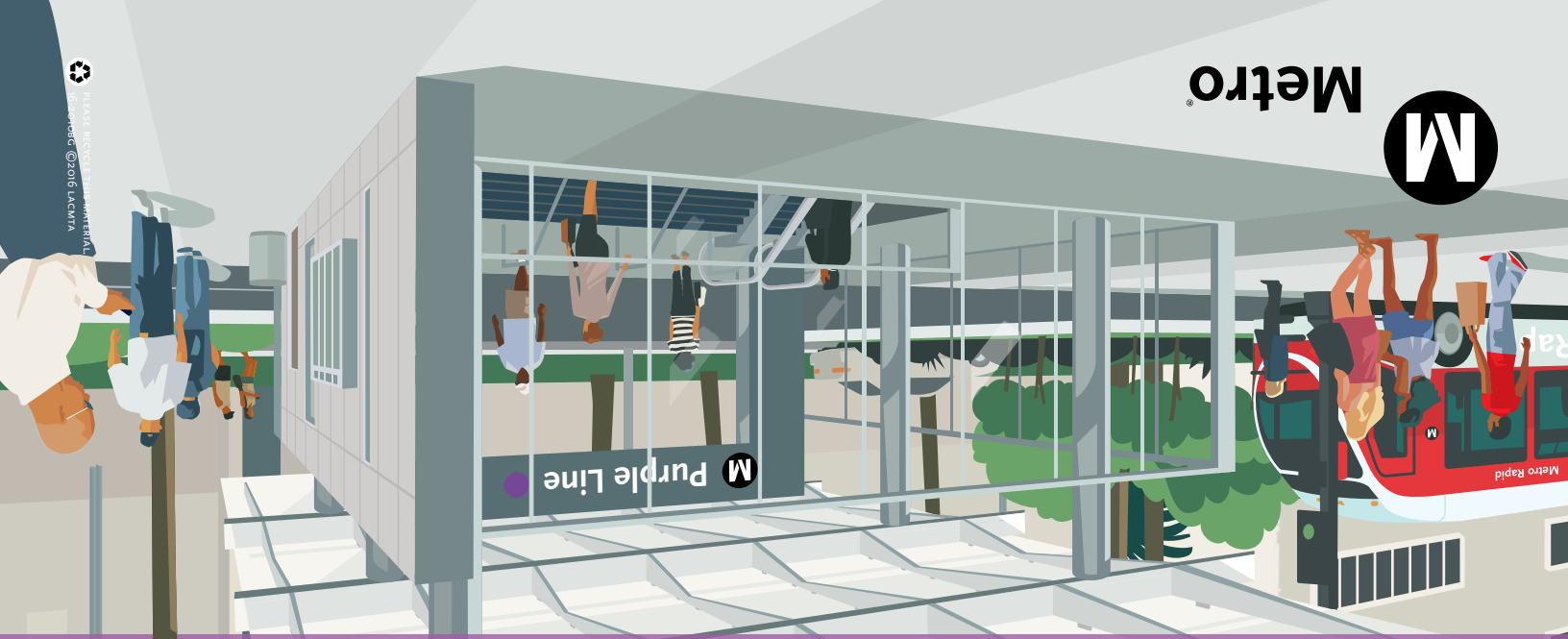


Metro®



PLEASE RECYCLE ENVIRONMENTAL
©2016 LACMTA



Purple Line Extension La Brea Decking

metro.net/works



Metro®

One Gateway Plaza
99-13-1
Los Angeles, CA 90012



Phase 1: Wilshire Bl, Detroit St to La Brea Av (Eastbound/Westbound)



Essentials:

- > Wilshire Bl reduced to one lane in each direction from Detroit St to Highland Av on Fridays from 10am–8pm
- > Full closure of Wilshire Bl, Detroit St to La Brea Av, starting at 8pm on Fridays until Mondays at 6am

Detours:

WESTBOUND: Northbound La Brea Av to Westbound 6th St to Southbound Fairfax Av to Westbound Wilshire Bl

EASTBOUND: Northbound Fairfax Av to Eastbound 6th St to Southbound La Brea Av to Eastbound Wilshire Bl

Note:

- > Local access on Wilshire Bl for business and residents will be maintained. The farthest that through traffic can travel before needing to turn is:

WESTBOUND: Wilshire Bl at Fairfax Av

EASTBOUND: Wilshire Bl at La Brea Av

- > Lane reductions on La Brea Av will start:

WESTBOUND: Wilshire Bl reduced to one lane before La Brea Av

EASTBOUND: Wilshire Bl reduced to one lane before Fairfax Av

Phase 2: La Brea Av Intersection, Wilshire Bl (Eastbound/Westbound)



Essentials:

- > Wilshire Bl, Detroit St to Highland Av, reduced to one lane in each direction on Fridays from 10am–8pm
- > Full closure of La Brea Av starting at 8pm on Fridays until Monday at 6am
- > Full closure of Wilshire Bl starting at 8pm on Fridays until Monday at 6am

Detours:

WESTBOUND WILSHIRE: Northbound Highland Av to Westbound 6th St to Southbound Fairfax Av to Westbound Wilshire Bl

EASTBOUND WILSHIRE: Northbound Fairfax Av to Eastbound 6th St to Southbound Highland Av to Eastbound Wilshire Bl

Note:

- > Local access on Wilshire Bl for business and residents will be maintained up to the intersection of Wilshire Bl at La Brea Av. The farthest through traffic can travel before needing to turn is:

- > Wilshire Bl at Highland Av

- > Wilshire Bl at Fairfax Av

- > Lane reductions on Wilshire Bl will start:

- > Wilshire Bl at McCadden Pl: Wilshire Bl reduced to one lane

- > Wilshire Bl at San Diego Way: Wilshire Bl is reduced to one lane at the intersection of Wilshire Bl and San Diego Way

Phase 2: La Brea Av Intersection, Wilshire Bl (Northbound/Southbound)



Essentials:

- > La Brea Av from 6th to 8th Sts, reduced to one lane in each direction from 10am until 8pm
- > Wilshire Bl, from Detroit St to Highland Av, will be reduced to one lane in each direction on Fridays from 10am until 8pm
- > Full closure of La Brea Av from 8pm on Friday until 6am on Monday
- > Full closure of Wilshire Bl from 8pm on Friday until 6am on Monday

Detours:

NORTHBOUND LA BREA: Northbound La Brea Av to Westbound Olympic Bl to Northbound Fairfax Av to Eastbound 3rd St to Northbound La Brea Av

SOUTHBOUND LA BREA: Southbound La Brea Av to Westbound 3rd St to Southbound Fairfax Av to Eastbound San Vicente Bl to Southbound La Brea Av

Note:

> Local access on La Brea Av for business and residents will be maintained up to the intersection of Wilshire Bl and La Brea Av. The farthest that through traffic can travel before needing to turn is:

SOUTHBOUND LA BREA: Intersection of La Brea Av at 6th St

NORTHBOUND LA BREA: Intersection of La Brea Av at 8th St

> Lane reductions on La Brea Av will start:

- > La Brea Av at 4th St: Wilshire Bl will be reduced to one lane
- > La Brea Av at 9th St: Wilshire Bl will be reduced to one lane

Phase 3: Wilshire Bl, La Brea Av to Highland Av (Eastbound/Westbound)



Essentials:

- > Wilshire Bl, from La Brea Av to Highland Av, will be reduced to one lane in each direction on Fridays from 10am until 8pm
- > Full closure of Wilshire Bl from 8pm on Friday until 6am on Monday

Detours:

WESTBOUND: Northbound Highland Av to Westbound 6th St to Southbound La Brea Av to Westbound Wilshire Bl

EASTBOUND: Northbound La Brea Av to Eastbound 6th St to Southbound Highland Av to Eastbound Wilshire Bl

La Brea Decking: What you need to know

WHAT IS DECKING




The Purple Line Extension Subway Project has been engaged in construction activities along Wilshire Bl and La Brea Av since August 2013. Work began with advanced utility relocation (AUR) activities, followed by major subway construction in late 2015 with pile installation. The underground piles form the support structure for the excavation of the subway station box at Wilshire/La Brea. The next step following the piling is decking. Decking is a construction process that entails excavating the street and sidewalks, and replacing them with temporary concrete deck panels.

The deck panels will serve as the temporary roadway and sidewalk while underground work and excavation continues. This will allow traffic to continue to flow, while maintaining access to sidewalks and driveways, as construction continues underground. In the Wilshire/La Brea area, decking will occur on Wilshire Bl stretching from Detroit St, through the La Brea Av intersection, to Orange Av. This work – excavating Wilshire Bl and placing steel beams and deck panels across the street – will occur over the span of 22 weekends starting in June 2016. Sidewalk access will be maintained with intermittent closures.



Decking Rendering

How to Stay Involved and Give Input

-  213.922.6934
-  purplelineext@metro.net
-  metro.net/purplelineext
-  twitter.com/purplelineext
-  facebook.com/purplelineext

WHAT TO EXPECT

- > Decking will occur June 2016 through Fall 2016
- > Decking will require approximately 22 weekend closures (no work 4th of July or Labor Day weekends)
- > Work is scheduled in three phases:
 - Phase I: Wilshire Bl, Detroit St to La Brea Av
 - Phase II: La Brea Av Intersection
 - Phase III: Wilshire Bl, La Brea Av to Highland Av
- > Fridays 10am: Wilshire Bl (Phase 1 and 3) or La Brea Av (Phase 2) reduced to one lane each direction
- > Friday 8pm: Full closure of Wilshire Bl (Phase 1 and 3) or La Brea Av (Phase 2)
- > Monday 6am: Streets open
- > Work will occur 24/7
- > Wilshire Bl/La Brea Av Station Stats:
 - 1,000 ft. long
 - 70 ft. wide
 - 60 ft. deep

