

# Next stop: Westwood.

## PURPLE (D LINE) EXTENSION TRANSIT PROJECT Section 3 Fact Sheet – Station Locations



**Metro**<sup>®</sup>

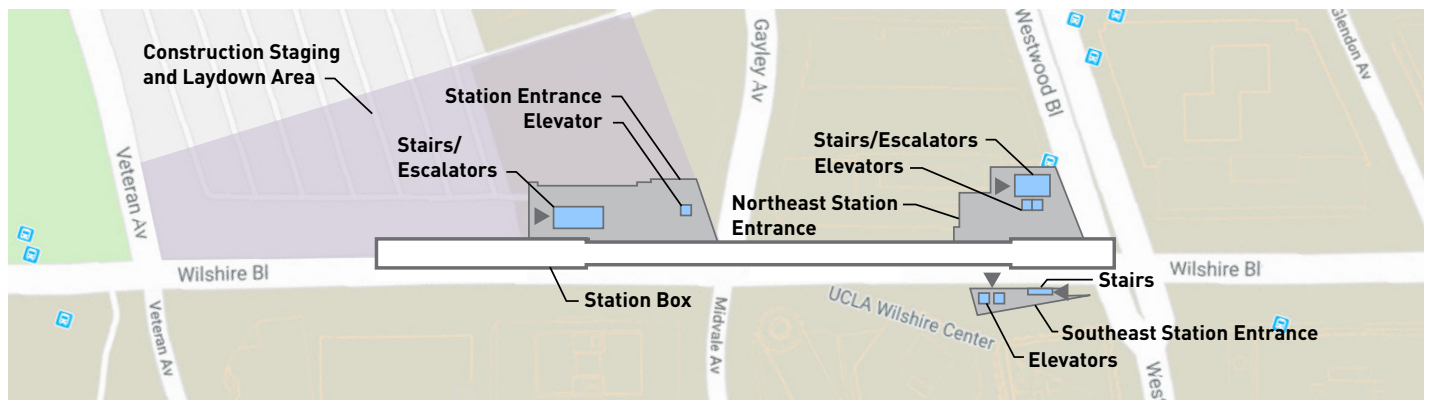
## Westwood/UCLA Station

The last section of the Purple (D Line) Extension Transit Project will add 2.56 miles of new rail to Metro's system and connect downtown Los Angeles to the Westside. Two new stations will be added at Wilshire/Westwood and on the U.S. Department of Veterans Affairs property. Section 3 received the approval to move forward by Metro's Board in 2016.

The Westwood/UCLA Station box will be located under Wilshire Bl between Veteran Av and Westwood Bl. A construction staging area is located at the UCLA parking lot north of Wilshire Bl between Gayley Av and Veteran Av. The main station entrance will be located to the west of Gayley Av, which will be equipped with stairs, escalators, elevators and bicycle parking. Other entrances have been added to the north and south sides of Wilshire Bl and on the west side of Westwood Bl. Centrally located in Westwood, the Westwood/UCLA Station will provide patrons with access to the Westwood Medical Center, Hammer Museum, UCLA campus and the surrounding Westwood Village.



Rendering above shows how the Westwood/UCLA Station might look.



## Westwood/VA Hospital Station

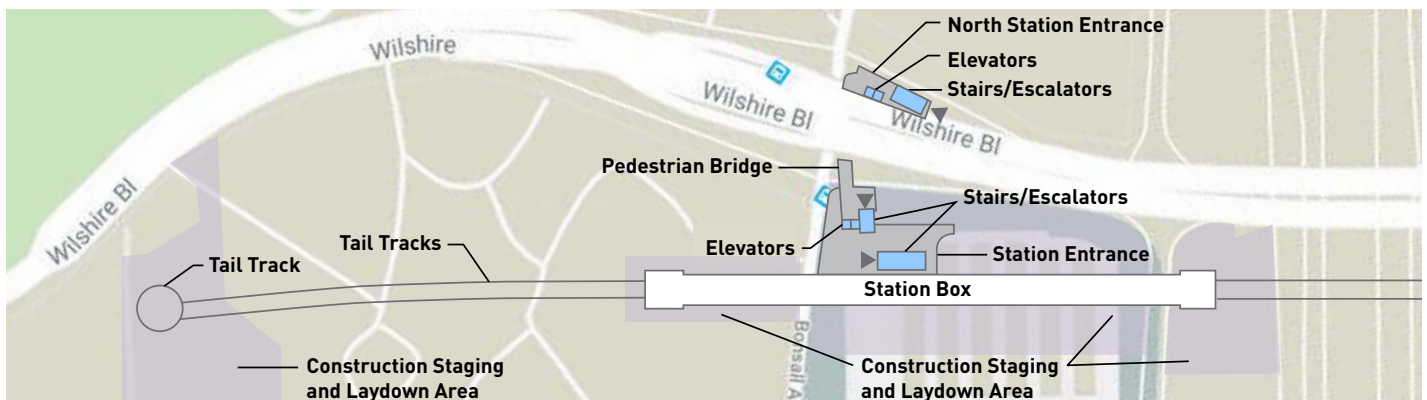
The Westwood/VA Hospital Station box, including two crossovers, will be located to the west of the I-405 Freeway and south of Wilshire Bl. A pedestrian bridge to the south of Wilshire Bl and vertical circulation equipment to the north will enhance patron access to the station entrance from existing bus stops at the elevated Wilshire Bl overpass. The main station entrance will be equipped with stairs, escalators, elevators and bicycle parking.

The Westwood/VA Hospital Station in West LA will provide a reliable transportation option to the U.S. Department of Veterans Affairs West Los Angeles Medical Center and the surrounding campus, with connections to the Westside and its surrounding areas.

During the subway's environmental planning phase, Metro worked with Station Advisory Groups to receive input from community representatives about these stations. This input has contributed to the decisions and development of the preliminary station designs. The renderings shown are illustrative of what these areas might look like before development occurs.



Rendering above shows how the Westwood/VA Hospital Station might look.






Before station construction can begin, numerous utilities that run under Wilshire Bl, such as water, power and telecommunications, need to be relocated so that service continues while the subway is being built. The image shows Metro contractors lowering a new utility vault into the ground on Wilshire Bl near Westwood Bl.



A utility vault is an underground room that provides workers access to utility equipment for maintenance. The image shows Metro contractors installing the new utility vault under the street surface.

## CONTACT US

 213.922.6934

 [purplelineext@metro.net](mailto:purplelineext@metro.net)

 [metro.net/purple](http://metro.net/purple)

 @purplelineext

 purplelineext

 323.466.3876

x2 Español (Spanish)

x3 中文 (Chinese)

x4 한국어 (Korean)

x5 Tiếng Việt (Vietnamese)

x6 日本語 (Japanese)

x7 русский (Russian)

x8 Հայերեն (Armenian)