

Rules and Regulations for Riding Metro

Presented by: Transit Education Programs



How to get a Metro Student Pass

- Go to metro.net and click on the fares icon
 - On the Metro fares page click on the [reduced passes](#) link
- Monthly student passes can also be acquired at the following customer service center

Baldwin
Hills/Crenshaw
3650 MLK Blvd, 101B
Los Angeles, CA



East Los Angeles
4501 Whittier Blvd.
Los Angeles, CA



Union Station
1 Gateway Plaza
Los Angeles, CA



Wilshire/ La Brea
5301 Wilshire Blvd.
Los Angeles, CA

- Make sure you have your current school ID or a copy of your latest report card.

Boarding & Exiting

Train

- Purchase pass from ticket vending machine or have pass readily accessible
- Wait on the platform behind the yellow safety strip
- Let patrons exit the train before entering
- Hold hand rails if you are unable to sit
- Enter or Exit from any door

Bus

- Have pass or purchase ticket from operator.
- Wait on sidewalk 2ft away from the curb.
- Signal operator by raising your arm.
- Board bus once the bus comes to a complete stop and doors are fully open
- Board in the front, exit in the rear

Reserved Seating

- Please assist disabled and elderly patrons onto the bus or train if help is needed
- Please give up your seat to seniors and disabled persons



Metro

Metro Rules

- All rules apply to Metro trains, train platforms, and buses
- All rules strictly enforced by Los Angeles County Sherriff's Department, Metro Operators and Fare Inspectors



Fares

- Patrons must show valid pass upon request by a Metro representative, fare inspector or law enforcement
 - (a.) Trading bus passes not allowed
- Do not board bus through rear entrance to avoid payment of fare
- Have pass or ticket ready when boarding any train or bus

Base Fare Required for each boarding	\$1.50
Metro Day Pass Good for local travel until 3am the following day. May be purchased aboard buses (TAP Card required) or at Metro ticket vending machines.	\$5.00

Observe All Rules When Riding

No Entry Without Valid Fare

- All patrons must purchase fare prior to entering bus or train
- Pass must be valid when using a Metro monthly or Student Pass



Observe All Rules When Riding



No Littering


- Throwing items from a Metro vehicle
- No littering on Metro buses, trains, or platforms

Observe All Rules When Riding



No Eating or Drinking on Platforms, Trains, and Buses

- This includes: Candy Bars, Lollipops, Chips, Soda, Coffee, etc...



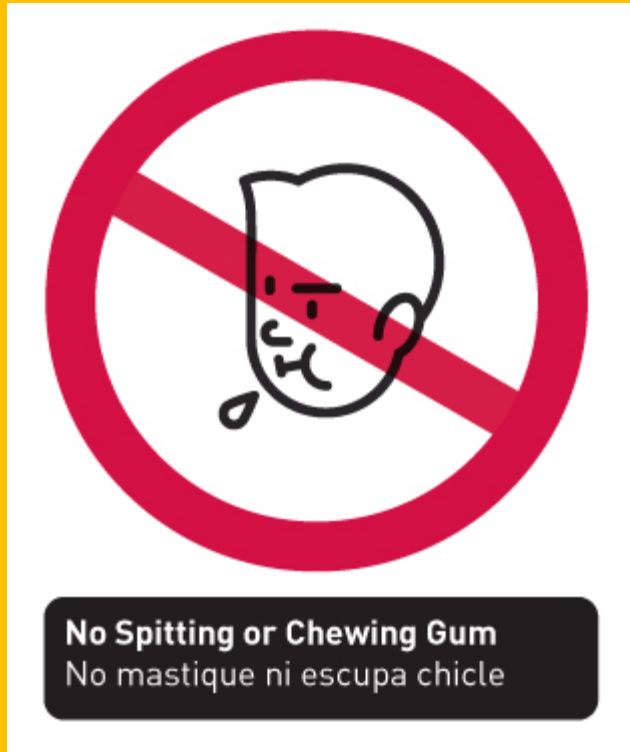
No Smoking



No Smoking

- Smoking is also not allowed within 20 feet of any Metro facility entrance, exit or operable window
- Being under the influence or possessing alcohol, drugs, a controlled substance, toluene, or any combination of those items is prohibited


No Spitting or Chewing Gum



No Spitting or Chewing Gum

- Throwing gum in/on any Metro facility or furnishings is considered defacing Metro property

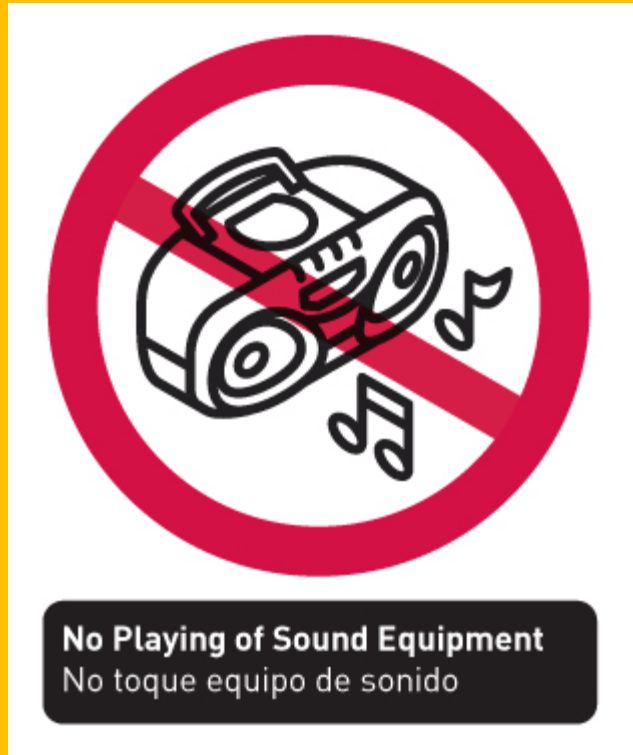
No Loud or Rowdy Activity



No Loud or Rowdy Activity

- No loud conversations
- No boisterous or unruly behavior like swearing or yelling
- Do not bother or disturb other passengers on the bus or train

No Playing of Sound Equipment



No Loud Sound Equipment like Stereo Systems

- Must use headphones at all times
- Do not bother or disturb other passengers on the bus or train

No Rollerblading or Skateboarding



➤ The riding of bicycles, rollerblades, skates, skateboards, scooters or other wheeled devices is prohibited on Metro Vehicles or train platforms

➤ When on the bus make sure you notify the driver when you are going to place your bike on the front bike rack



➤ When on the train make sure you walk your bike up and down the platform.
Do not sit on your bike.

Disorderly Conduct

- Fighting, making threats or posing a clear and present danger to other persons is not allowed on any Metro vehicle or facility
- Urinating or defecating, on Metro property is not allowed
- No persons shall destroy, cover, deface with graffiti, remove, damage, or tamper with a Metro poster, sign, advertisement, or notice
- No placing feet on seats or furnishing



Metro Rules

- **It is a privilege to ride Metro buses and trains**
- **To report a problem while riding Metro contact your school's Assistant Principal**
 - a) **Report bus number, location, time, direction**
 - b) **If on bus, note badge number of operator**
- **During an emergency always follow the direction of a Metro Operator or Sheriff representative**

Metro Rules

Breaking these rules may result in a fine of up to \$250 and your bus pass revoked



Don't Forget, Safety Begins With You

Keep these rules and regulations
in mind every time you ride

